



Product Evaluation Report
TRI COUNTY METALS

Min. 24 Ga. TCM-Lok Roof Panel over 15/32" Plywood

Florida Product Approval # 4595.14 R5

Florida Building Code 2020

Per Rule 61920-3

Method: 1 –D

Category: Roofing

Subcategory: Metal Roofing

Compliance Method: 61G20-3.005(1)(d)

NON HVHZ

Product Manufacturer:

Tri County Metals

301 SE 16th Street

Trenton, Florida 32693

Engineer Evaluator:

Johnathan Green, P.E. #88223

Florida Evaluation ANE ID: 12901

Validator:

Brian Jaks P.E. #70159

Contents:


Evaluation Report Pages 1 – 4



THIS ITEM HAS BEEN
DIGITALLY SIGNED AND
SEALED BY JOHNATHAN
GREEN ON THE DATE
ADJACENT TO THE SEAL.

PRINTED COPIES OF THIS
DOCUMENT ARE NOT
CONSIDERED SIGNED AND
SEALED AND THE
SIGNATURE MUST BE
VERIFIED ON ANY
ELECTRONIC COPIES.

FL# 4595.14 R5



Compliance Statement: The product as described in this report has demonstrated compliance with the Florida Building Code 2020, Sections 1504.3.2.

Product Description: TCM-Lok Roof Panel, Min. 24 Ga. Steel, 16" coverage, over one layer of asphalt shingles (optional) over min. 15/32" APA Plywood decking. Non-Structural Application.

Panel Material/Standards: Material: Min. 24 Ga. Steel, conforming to Florida Building Code 2020 Section 1507.4.3. Paint finish optional.
Yield Strength: Min. 50.0 ksi
Corrosion Resistance: Panel Material shall comply with Florida Building Code 2020, Section 1507.4.3.

Panel Dimension(s): Thickness: 0.0225" Minimum
Width: 16" maximum Coverage
Female Rib: 15/16" tall
Male Rib: 23/32" tall rib w/ slotted strip
Panel Seam: Snap Lock

Panel Fastener: Through Panel Slot: (1) #10-12x 1" Pancake Type A
1/4" minimum penetration through plywood
Corrosion Resistance: Per Florida Building Code 2020, Section 1507.4.4.

Substrate Description: One layer of asphalt shingles/felt paper (optional) over min. 15/32" thick, APA Rated plywood over supports at maximum 24" O.C. Design of plywood and plywood supports are outside the scope of this evaluation. Substrate must be designed in accordance w/ Florida Building Code 2020.

Allowable Design Uplift Pressures:

Table "A"

Maximum Total Uplift Design Pressure:	116.0 psf
Fastener Spacing:	5 1/4" O.C.

*Design Pressure includes a Safety Factor = 2.0.



THIS ITEM HAS BEEN
DIGITALLY SIGNED AND
SEALED BY JOHNATHAN
GREEN ON THE DATE
ADJACENT TO THE SEAL.

PRINTED COPIES OF THIS
DOCUMENT ARE NOT
CONSIDERED SIGNED AND
SEALED AND THE
SIGNATURE MUST BE
VERIFIED ON ANY
ELECTRONIC COPIES.



Code Compliance:	The product described herein has demonstrated compliance with The Florida Building Code 2020, Section 1504.3.2.
Evaluation Report Scope:	The product evaluation is limited to compliance with the structural wind load requirements of the Florida Building Code 2020, as relates to Rule 61G20-3.
Performance Standards:	The product described herein has demonstrated compliance with: <ul style="list-style-type: none">▪ UL 580-06 - Test for Uplift Resistance of Roof Assemblies▪ UL 1897-2012 - Uplift Test for Roof Covering Systems
Reference Data:	<ol style="list-style-type: none">1. UL 580-06 / 1897-04 Uplift Test Force Engineering & Testing, Inc. (FBC Organization # TST-5328) Report No. 136-0299T-132. Certificate of Independence By Johnathan Green, P.E. (No. 88223) @ Force Engineering & Testing (FBC Organization # ANE ID: 12901)
Test Standard Equivalency:	The UL 1897-04 test standard is equivalent to the UL 1897-2012 test standard.
Quality Assurance Entity:	The manufacturer has established compliance of roof panel products in accordance with the Florida Building Code and Rule 61G20-3.005 (3) for manufacturing under a quality assurance program audited by an approved quality assurance entity.
Minimum Slope Range:	Minimum Slope shall comply with Florida Building Code 2020, including Section 1507.4.2 and in accordance with Manufacturers recommendations. For slopes less than 3:12, lap sealant must be used in the panel side laps.
Installation:	Install per manufacturer's recommended details.
Underlayment:	Per Florida Building Code 2020, Section 1507.1.1 and manufacturer's installation guidelines.
Roof Panel Fire Classification:	Fire classification is not part of this acceptance.
Shear Diaphragm:	Shear diaphragm values are outside the scope of this report.



THIS ITEM HAS BEEN
DIGITALLY SIGNED AND
SEALED BY JOHNATHAN
GREEN ON THE DATE
ADJACENT TO THE SEAL.

PRINTED COPIES OF THIS
DOCUMENT ARE NOT
CONSIDERED SIGNED AND
SEALED AND THE
SIGNATURE MUST BE
VERIFIED ON ANY
ELECTRONIC COPIES.




Design Procedure:

Based on the dimensions of the structure, appropriate wind loads are determined using Chapter 16 of the Florida Building Code 2020 for roof cladding wind loads. These component wind loads for roof cladding are compared to the allowable pressure listed above. The design professional shall select the appropriate erection details to reference in his drawings for proper fastener attachment to his structure and analyze the panel fasteners for pullout and pullover. Support framing must be in compliance with Florida Building Code 2020 Chapter 22 for steel, Chapter 23 for wood and Chapter 16 for structural loading.



THIS ITEM HAS BEEN
DIGITALLY SIGNED AND
SEALED BY JOHNATHAN
GREEN ON THE DATE
ADJACENT TO THE SEAL.

PRINTED COPIES OF THIS
DOCUMENT ARE NOT
CONSIDERED SIGNED AND
SEALED AND THE
SIGNATURE MUST BE
VERIFIED ON ANY
ELECTRONIC COPIES.

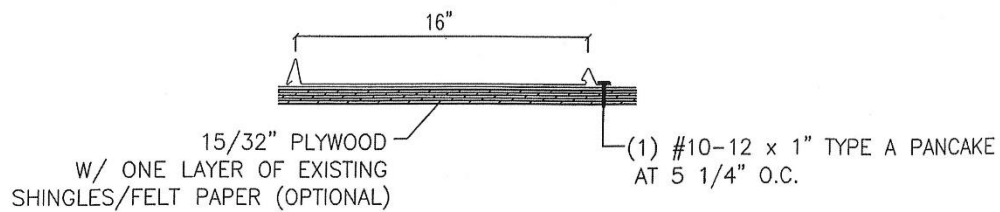


Force Engineering & Testing

19530 Ramblewood Drive
Humble, Texas 77338

Phone: (281) 540-6603 FAX: (281) 540-9966
Website: www.forceengineeringtesting.com

TCM-LOK 24 GA. ROOF PANEL



THIS ITEM HAS BEEN
DIGITALLY SIGNED AND
SEALED BY JOHNATHAN
GREEN ON THE DATE
ADJACENT TO THE SEAL.

PRINTED COPIES OF THIS
DOCUMENT ARE NOT
CONSIDERED SIGNED AND
SEALED AND THE
SIGNATURE MUST BE
VERIFIED ON ANY
ELECTRONIC COPIES.