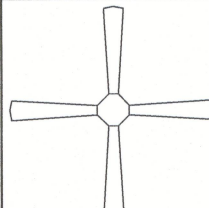
















ELECTRICAL LEGEND	
	CEILING FAN (PRE-WIRE FOR LIGHT KIT)
	DOUBLE SECURITY LIGHT
	RECESSED CAN LIGHT
	BATH EXHAUST FAN
	LIGHT FIXTURE
	DUPLEX OUTLET (AFCI & TAMPER RESISTANT)
	220v OUTLET
	GFI DUPLEX OUTLET (PER NEC 406.8)
	TELEVISION JACK
	ETHERNET JACK
	CIRCUIT FOR MINI-SPLIT A/C UNIT
	SMOKE / CARBON MONOXIDE DETECTOR (see note below)
	WALL SWITCH
	3 WAY WALL SWITCH
	WATER PROOF GFI OUTLET
<div>48" FLOOR</div>	2 OR 4 TUB FLUORESCENT FIXTURE

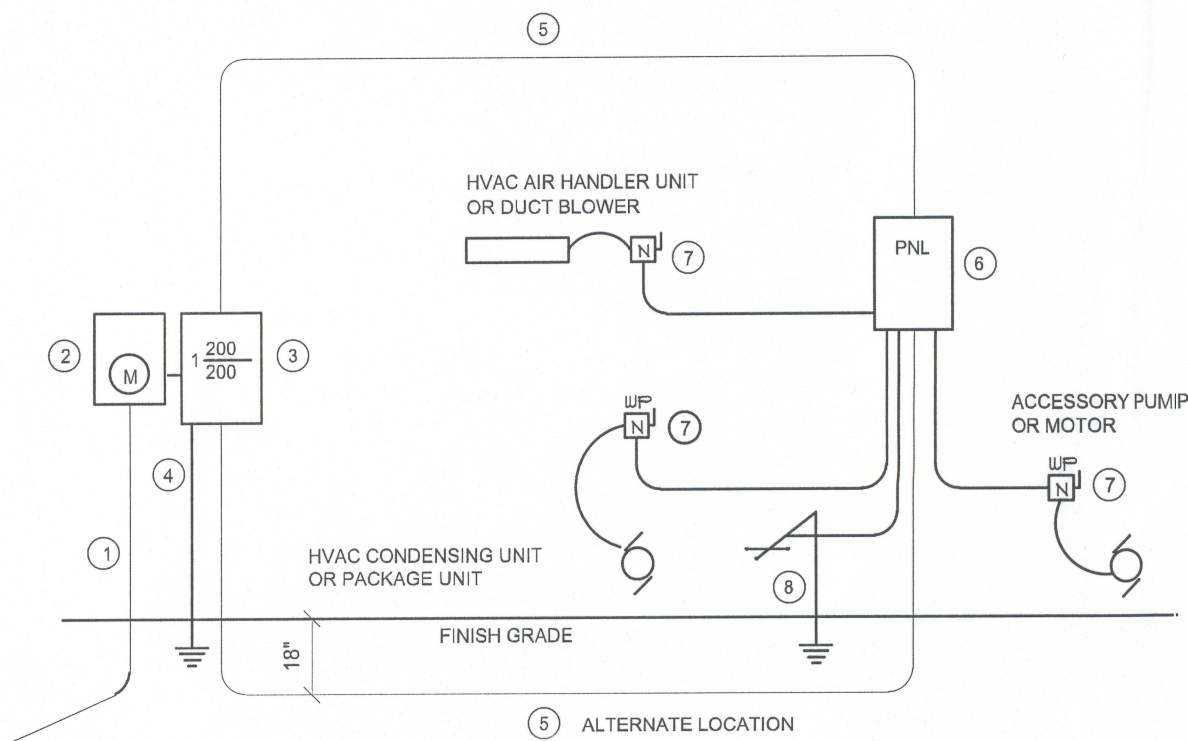
NOTE:
ALL INTERIOR RECEPTACLES SHALL BE AFCI
(ARC FAULT CIRCUIT INTERRUPT) PER NEC 210.12 & TAMPER RESISTANT PER
NEC 406.11

ALL INTERIOR & EXTERIOR LIGHTING SHALL MEET OR EXCEED THE MIN. 75% HIGH-EFFICIENCY
LIGHTING PER FBC-ENERGY CONSERVATION R404.

ALL SMOKE DETECTORS BE A COMBO SMOKE & CARBON MONOXIDE DETECTOR
AND SHALL HAVE BATTERY BACKUP POWER
AND ALL WIRED TOGETHER SO IF ANY ONE UNIT IS ACTUATED THEY
ALL ACTIVATE.

THE ELECTRICAL SERVICE OVERCURRENT PROTECTION DEVICE SHALL BE
INSTALLED ON THE EXTERIOR OF STRUCTURES TO SERVE AS A DISCONNECT MEANS.
CONDUCTORS USED FROM THE EXTERIOR DISCONNECTING MEANS TO A PANEL OR SUB
PANEL SHALL HAVE FOUR-WIRE CONDUCTORS, OF WHICH ONE CONDUCTOR
SHALL BE USED AS AN EQUIPMENT GROUND.

IT IS THE LICENSED ELECTRICAL CONTRACTORS RESPONSIBILITY TO INSURE THAT ALL
WORK PERFORMED AND EQUIPMENT INSTALLED MEETS OR EXCEEDS THE 2020 (NFPA-70) NATIONAL
ELECTRIC CODE AND ALL OTHER LOCAL CODES AND ORDINANCES.

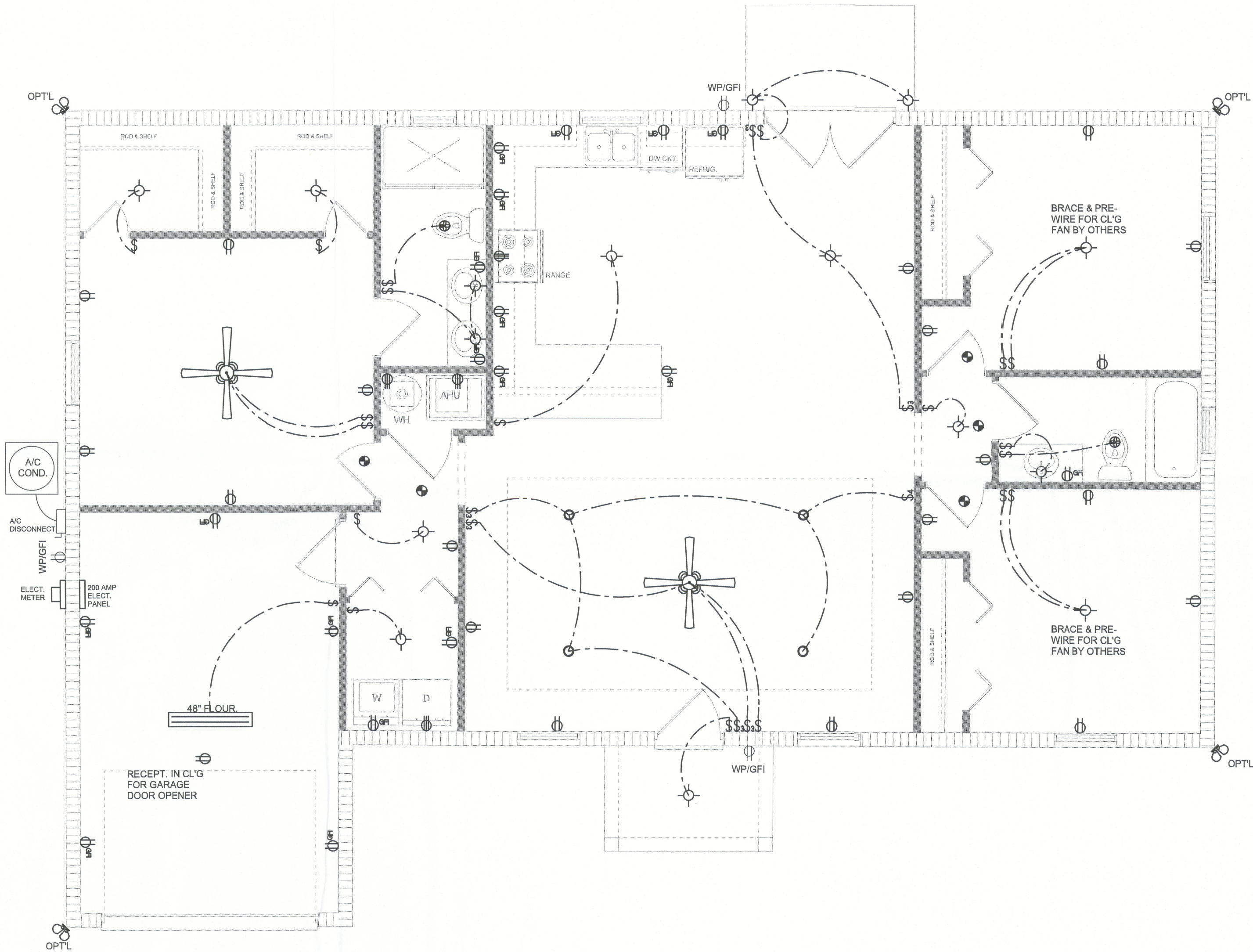


- Service/Feeder Entrance Conductors: 2" rigid conduit, min. 18" deep, w/ continuous Ground Bonding Conductor. Service/Entrance Conductors shall not be spliced except that bolted connections at the Meter, Disconnecting Devices and Panel shall be allowed.
- Meter Enclosure, weatherproof, U.L. Listed.
- Main Disconnect Switch: fused or Main BRKR, weatherproof, U.L. Listed.
- Service entrance Ground: 1" - Inverted rod x 6'-0" long and/or concrete encased foundation steel rebar x 20'-0" long. Grounding Conductor shall be bonded to each piece of Service/Entrance Equipment, and shall be sized per Item #5, below.
- 200 AMPERE SERVICE: 3-#2/0-USE-Cu, 1-#4-Cu-GND, 2" Conduit.
- House Panel (PNL), U.L. Listed, sized per schedule.
- Equipment Disconnect Switch: non-fused, in weatherproof enclosure, size according to Panel Schedule loads.
- Provide Ground Bond Wire to metal piping, size in accordance with the Service Ground Conductor.

NOTE:
THE MINIMUM AIC RATING FOR PANEL BOARDS, BRKRS
AND DISCONNECT SWITCHES SHALL BE 22,000 AIC.

ELECTRICAL RISER DIAGRAM: 200A

SCALE: NONE



ELECTRICAL PLAN

SCALE: 1/4" = 1'-0"

NOTE: ALL DRAWINGS NOT TO BE SCALED, WRITTEN DIMENSIONS TAKE PRECEDENCE OVER SCALED DIMENSIONS

REVISIONS
March 08, 2024

SOFTPLAN
ARCHITECTURAL DESIGN SOFTWARE

ELECTRICAL PLAN
1/4" = 1'-0"
SCALE

A CUSTOM HOME DESIGN FOR:
YASMANIS REYES
PROJECT ADDRESS: 301 NW COLEMAN PLACE, LAKE CITY, FLORIDA 32025

© VM DESIGN & ASSOCIATES, INC.
426 SW COMMERCE DR. STE 130
LAKE CITY, FL 32025
(386) 758-8406
will@willmyers.net

JOB NUMBER
20240227

SHEET NUMBER
A.3

Will C. Myers