

## NEW FLOOR PLAN

SCALE: 1/4" = 1'-0"

### ELECTRICAL PLAN NOTES

WIRE ALL APPLIANCES, HVAC UNITS AND OTHER EQUIPMENT PER MANUF. SPECIFICATIONS.

CONSULT THE OWNER FOR THE NUMBER OF SEPARATE TELEPHONE LINES TO BE INSTALLED.

INSTALLATION SHALL BE PER NAT'L. ELECTRIC CODE.

ALL SMOKE DETECTORS SHALL BE 120V W/ BATTERY BACKUP OF THE PHOTOELECTRIC TYPE, AND SHALL BE INTERLOCKED TOGETHER. INSTALL INSIDE AND NEAR ALL BEDROOMS.

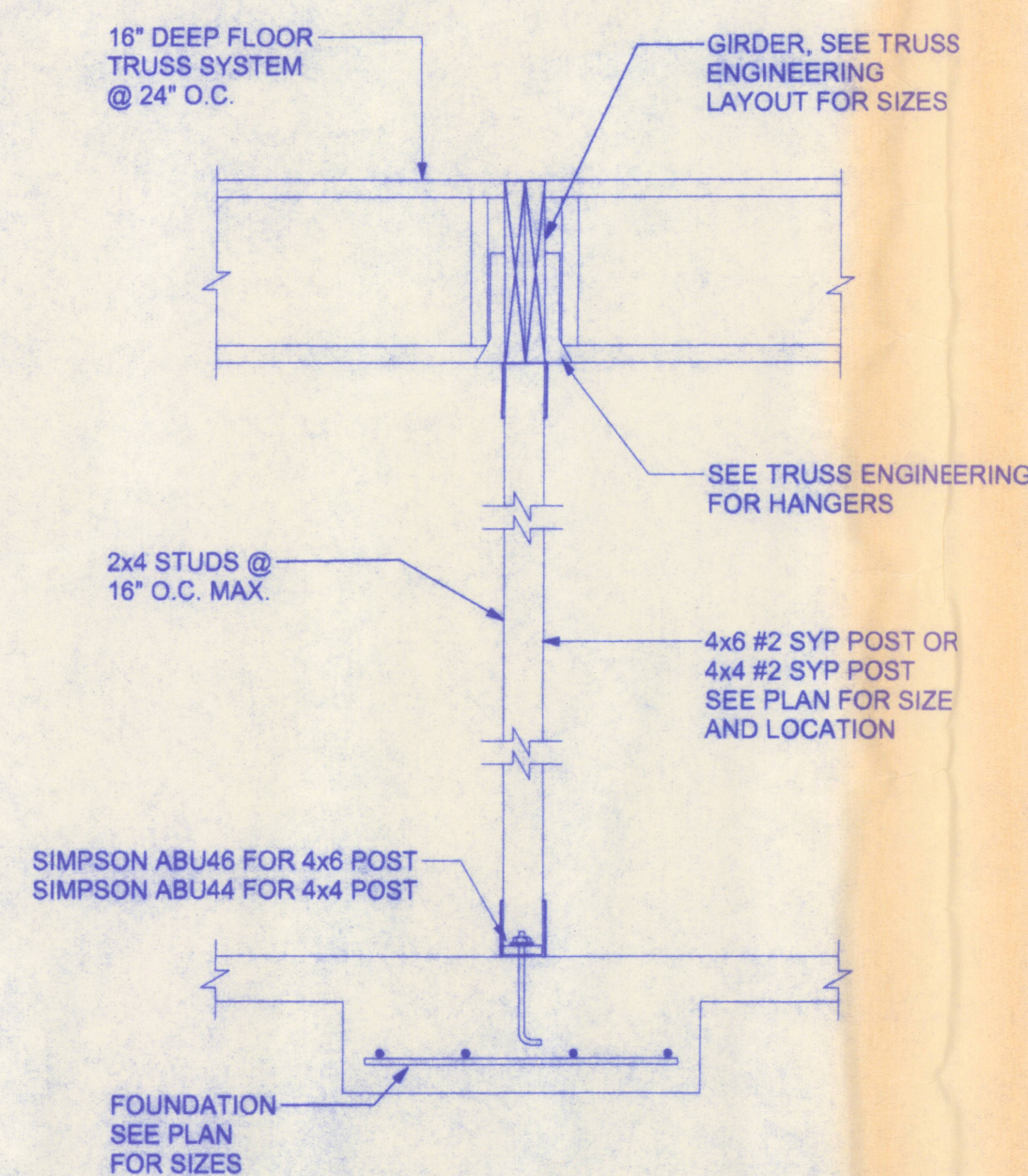
TELEPHONE, TELEVISION AND OTHER LOW VOLTAGE DEVICES OR OUTLETS SHALL BE AS PER THE OWNER'S DIRECTIONS, & IN ACCORDANCE W/ APPLICABLE SECTIONS OF NEC-LATEST EDITION.

ELECTRICAL CONTR SHALL PREPARE "AS-BUILT" SHOP DWGS INDICATING ALL ELECTRICAL WORK, INCLUDING ANY CHANGES TO THE ELEC. PLAN, ADD'NS TO THE ELEC. PLAN, RISER DIAGRAM, AS-BUILT PANEL SCHEDULE W/ ALL CKTS IDENTIFIED W/ CKT Nr., DESCRIPTION & BRKR. SERVICE ENT. & ALL UNDERGROUND WIRE LOCATIONS/ROUTING/DEPTH. RISER DIA. SHALL INCLUDE WIRE SIZES/TYPE & EQUIPMENT TYPE W/ RATINGS & LOADS. CONTRACTOR SHALL PROVIDE 1 COPY OF AS-BUILT DWGS TO OWNER & 1 COPY TO THE PERMIT ISSUING AUTHORITY.

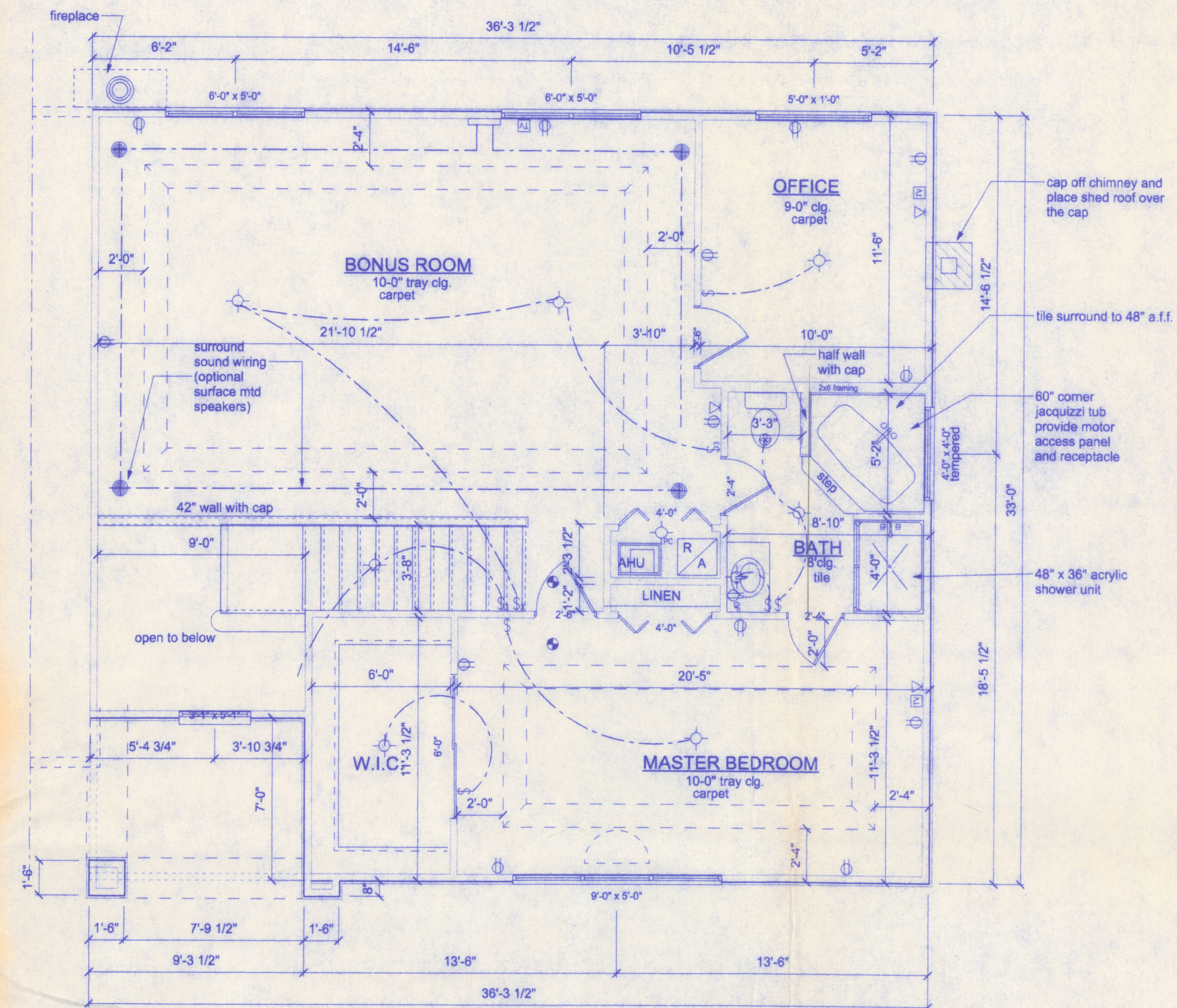
**NOTE:**  
ALL BRANCH CIRCUITS THAT SUPPLY 125-VOLT, SINGLE PHASE, 15 AND 20 AMP OUTLETS INSTALLED IN DWELLING UNIT BEDROOMS SHALL BE PROTECTED BY AN ARC FAULT CIRCUIT INTERRUPTER LISTED TO PROVIDE PROTECTION OF THE ENTIRE BRANCH CIRCUIT.

THE EXISTING WIRING IN THE RENOVATED PORTION OF THE HOUSE SHALL BE REMOVED AND REPLACED WITH NEW WIRING IN ACCORDANCE WITH NEC 2001 EDITION.

ELECTRICAL CONTRACTOR SHALL VERIFY EXISTING SERVICE AND DETERMINE THE NEED FOR ADDITIONAL SERVICE



## INTERIOR BRG. WALL DETAIL



## AREA SUMMARY

UPPER FLOOR	1,147 SF
PORCH	67 SF
TOTAL	1,214 SF

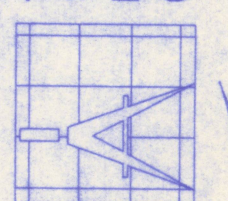
## NEW UPPER FLOOR PLAN

SCALE: 1/4" = 1'-0"

PRODUCT CODE	SIZE	HINGE DIRECTION	COUNT
72x80 sliding colonial	6'-0"	NN	2
2468	2'-4"	L	1
2468	2'-4"	L	1
2668	2'-6"	R	1
4068 BF-2	4'-0"	LR	1
3660 Renaissance	3'-1" x 5'-1"	N	1
(2) SH 3050	6'-0" x 5'-0"	NN	2
(3) SH 3050	9'-0" x 5'-0"	NNN	1
SH 4040	4'-0" x 4'-0"	N	1
3016 Half round	3'-0" x 1'-6"	N	1
5010 Transom	5'-0" x 1'-0"	N	1

ELECTRICAL	SYMBOL
optional speaker	⊕
speaker junction box	⊞
50 cfm exhaust fan	⊕
cable tv outlet	⊞
light	⊕
outlet	⊕
outlet gfi	⊕
smoke detector	⊕
switch	\$
switch 3 way	\$
telephone	▽

161 N.W. MADISON STREET  
SUITE #102  
LAKE CITY, FL 32055  
(386)758-4209



**Freeman**  
Design Group inc

DATE  
6/01/05

DRAWN BY  
W.H.F.

REVISIONS

SHEET  
A-2

OF  
6

PROJECT NO.

## MANLEY ADDITION

CERTIFICATE OF AUTHORIZATION # 00008701