

General Notes

General

The swimming pools and spas consist of one-piece fiberglass construction shop-formed over a mold. The material is fiberglass reinforced plastic (FRP), a minimum of 1/4 inch (6.4 mm) thick, composed of isophthalic resin, vinyl ester resin, and fiberglass. The surface finish is a neo pentyl glycol gel coat. Viking Pools produces various styles of swimming pools and spas. When installed in accordance to Viking Pools installation procedures, the pools and spas comply with applicable requirements of the following codes:

- 2015/2018 International Building Code® (IBC)
- 2018 International Residential Code (IRC)
- 1997 Uniform Building Code (UBC)
- BOCA® National Building Code/2003 (BNBC)
- 2018 International Plumbing Code® (IPC)
- 2012/2015/2018 IAPMO Uniform Plumbing Code (IAPMO UPC)
- 2003 ANSI/NSPI-5 Residential Inground Swimming Pools
- 2012 ANSI/APSP/ICC 5a Residential Inground Swimming Pools
- 2014 ANSI/APSP/ICC-3 Permanently Installed Residential Spas and Swim Spas
- 2020 Florida Building Code 7th Edition
- 2020 Florida Plumbing Code 7th Edition
- 2020 Florida Fuel/Gas Code 7th Edition
- 2020 Florida Mechanical Code 7th Edition
- 2020 Florida Residential Code 7th Edition
- 2006 ANSI/APSP-7
- 2013 ANSI/APSP/ICC-7 Suction Entrapment Avoidance
- 2017 ANSI/APSP/ICC-16
- 2018/2021 International Swimming Pool and Spa Code - (ISPSC-ICC)
- 2007 ANSI/ASME-A112.19.8
- 2014/2017/2020 National Electric Code (NEC)
- 2015/2018 Uniform Swimming Pool, Spa, Hot tub Code (IAPMO)

The overall pool dimensions, depths and capacities are shown in Table 1. The units comply with ANSI/NSPI-5, specified in Section AG103.1 of the IRC, and IAPMO IGC-2000*, specified in the UPC. Models described in Table 2 and Table 3 can be placed up to 19-1/2 inches (49.5mm) above ground. These pools and spas may be placed with or without concrete or wood decking. Unless elevated portions of the units are protected from sunlight by soil berms, decking, etc., these portions must be coated with a UV-inhibiting opaque paint that is compatible with the laminate.

All plumbing must comply with the IPC or UPC. Electrical work must comply with the code in effect at the construction site. The pool and spa must remain full of water at all times. A permanent sign, bearing the following statement, must be attached to the pumping equipment:

Notice-The pool or spa is designed to remain full of water at all times. The pool shell may be damaged if the water level is allowed to drop below the skimmer. When appreciable draw-down is noticed or if it becomes necessary to drain the pool or spa, contact Viking Pools or its dealers for instructions.

A permanent label must be installed adjacent to the above sign indicating the Viking Pools dealer's name, address and telephone number.

Installation Procedure:

Viking pools and spas may be installed without a soil investigation by a registered design professional(RDP), subject to the building official's approval, provided none of the following conditions are encountered at the site:

1. The existence of uncontrollable groundwater within the depth of the pool or spa excavation.
2. The existence of an uncompacted fill in contact with any portion of the pool or spa.
3. The existence of any soil types with an angle of repose that will not support the walls of the excavation at desired slopes.
4. Danger to adjacent structures posed by the proposed pool or spa location.
5. The existence of any cracks or openings in soil that would not confine sand or 1/2" clean gravel bedding.

If any of the conditions above is encountered, excavation must cease immediately. The specified conditions at the site must then be

reviewed and recommendations made by the RDP. The building official must approve the RDP's report before work is completed.

The pool or spa excavation profile must coincide with the contours of the pool. The over excavation is minimum 6 inches (152mm) on the sides and ends. The over excavation at the pool bottom is minimum 4 inches (102mm). The backfill for the pool or spa bottom is a layer of 3-inch-thick (76mm) bedding sand matching the pool or spa profile.

This sand layer is compacted using a manual tamper and water. The pool or spa is then set into place using a crane, excavator or manually and be within 1 inch (25mm) of level. Simultaneous waterfill and sand backfill operations then commence. The sand is compacted with a tamper and water. The installer must ensure that the backfill level and water level are approximately the same throughout this procedure.

After completion of the backfill and plumbing, the decking is placed. Decks are prepared as indicated in Figures 1 through 4:

1. Cantilevered concrete decks are constructed as noted in Figure 1 in all cases.
2. Cantilevered decks are constructed with brick or stone as noted Figure 2 in all cases.
3. Raised bond beams are constructed as noted in Figure 3 in all cases.
4. Aboveground installations are constructed as noted in Figure 4 in all cases.

Barriers are required where pools are on premises of UBC Group R, Division 3, Occupancies or IBC Group R Occupancies. The barriers must comply with Appendix Chapter 4, Division 1, of the UBC or Section 3109.4 of the IBC

Expansive soils:
For installation of pools or spas in expansive soils, the following additional installation details must be followed subject to code official's approval:

1. All surfaces adjacent to the pool or spas must be excavated to a minimum depth of 12 inches (305 mm) beneath the pool bottom and minimum 6 inches (152 mm) behind the pool walls.
2. Any soft or loose soils exposed by step 1 must be removed until exposed material is solid. If the soil is still soft and loose, the upper 6 inches (152 mm) of all horizontal excavation surfaces must be scarified and compacted with mechanical equipment. The compacted surfaces and the excavated wall surfaces must be maintained in a moist condition until the first lift of backfill or fill is placed against the surface. The term compaction implies any method necessary to consolidate the native and fill materials to keep the pool or structure from settling.
3. The excavated bottom area of the pool or spa must be backfilled with granular import material to approximately 6 inches (152 mm) below the bottom of the pool or spa, wetted and compacted.
4. The remaining 6 inches (152 mm) must be backfilled beneath the pool or spa and outside the pool walls with compacted clean sand. The pool or spa must be filled with water as backfilling progresses to a level equivalent to that of the backfill. The backfill must be placed in compacted layers of approximately 6 inches (152 mm) while a uniform height of backfill is maintained around the pool or spa.
5. Positive surface drainage away from the perimeter of the pool and surrounding deck is required and critical to installations in highly expansive soils. Surface area drains and surface drainage swales or subdrains must be placed as needed to prevent ponding or saturation of the soil around the perimeter and vicinity of the pool to prevent excessive shrink-swell or volume changes in the soil.

Identification:
Viking pools and spas are identified by the following information imprinted on the top step of the pool or spa: manufacturer's name (Viking Pools) and address, pool or spa model designation, a coded serial number and the evaluation report number (ESR-2014).


The units also bear the label of the quality control agency, Columbia Research & Testing Corporation (AA-527).

Findings: That the fiberglass one piece swimming pools and spas are in compliance with the above listed codes as noted in ESR-2014 subject to the following conditions.

1. The construction and pool/spa installation comply with this report and the manufacturer's instructions.
 2. Electrical and plumbing installation comply with the respective codes in effect at the construction site.
 3. That all pools are installed in accordance with manufacturer's recommendations.
 4. The pools and spas produced by Viking Pools Northeast, Inc. 176 Viking Drive Industrial Park, Jane Lew, West Virginia; Viking Pools Central, Inc., 10600 West Interstate 20 East, Midland, Texas; and Viking Pools, Inc., 121 Crawford Road, Williams, California; Viking Pools Southeast, 40119 Country Road 54E, Zephyrhills, FL are manufactured under a quality control program with inspections by Columbia Research & Testing Corporation (AA-527).
- Length, width and depth may vary up to 3% - all dimensions are to outside edge of coping, measured from parallel lines.



Page	Content
C-001.....	General Notes
C-002.....	Tables 1-3
C-003.....	Figures 1-8
C-004.....	Pool Models
C-005.....	Pool Models
C-006.....	Spa Models & Hydro Zone Models
C-007.....	Alternative Recirculation Systems



Latham Pool Products Inc.
DBA Latham Grand, Latham Select
Viking Pool, Blue Hawaiian Pools, Trilogy Pools
ICC Evaluation Report Number (ESR-2014)

Latham, NY Phone: (800) 833-3800
Jane Lew, WV Phone: (304) 884-6954 Fax: (304) 884-7198
Midland, TX Phone: (432) 561-9933 Fax: (432) 561-9934
Williams, CA Phone: (530) 473-5319 Fax: (530) 473-5393
Zephyrhills, FL Phone: (813) 783-7439 Fax: (813) 783-7214

TABLE 1- POOLS

POOL	CODE	SIZE	DEPTHS	GALLONS	SQUARE	PAGE	POOL
		WIDTH x LENGTH	SHALLOW, DEEP	APPROX. FEET	FEET	NUMBER	
Aruba	ARU	11' x 22'	3'-6" , 5'	5,200	177	4	TYPE 0
Bay Isle	BHBY	14'-6" x 29'-10"	3' , 6'-6"	10,000	318	4	TYPE 0
Bermuda	AL	12' x 26'	3'-6" , 5'-6"	7,000	226	4	TYPE 0
Cape Cod	CA	14' x 31'	3'-6" , 6'	12,000	325	4	TYPE 0
Carmel	FF	13'-8" x 30'	3'-6" , 6'	12,000	345	4	TYPE 0
Chesapeake	CP	12' x 31'	3'-7" , 5'	10,500	292	4	TYPE 0
Claremont	V	14' x 33'	3'-7" , 5'-4"	11,700	416	4	TYPE 0
Classic Cove	BHCC	13'-6" x 32'-10"	3' , 6'-2"	11,300	376	4	TYPE 0
Clearwater	SP	10'-11" x 20'	3'-5" , 5'	3,600	165	4	TYPE 0
Corinthian 12	RT12	12' x 25'	3'-6" , 5'-5"	5,100	254	4	TYPE 0
Corinthian 14	RT14	14' x 30'	3'-6" , 6'	8,200	365	4	TYPE 0
Coronado	BHBI	15' x 34'	3'-6" , 6'-6"	13,000	410	4	TYPE 0
Delray	B	11'-10" x 25'-5"	4'-6"	8,100	264	4	TYPE 0
Eclipse/Axiom 12	CRUM	12' x 26'	4' x 5'	5,300	214	4	TYPE 0
Empress/Olympia 12	FR12	12' x 26'	3'-6" , 5'-8"	7,600	275	4	TYPE 0
Freeport	FP	12' x 25'-1"	3'-7" , 5'-5"	6,000	213	4	TYPE 0
Jamaica	LD	9'-10" x 19'-9"	3'-2" , 5'	3,750	138	4	TYPE 0
Java	JV	12' x 26'-9"	3'-6" , 5'-5"	6,800	233	4	TYPE 0
Key West	BFF	12' x 25'-7"	3'-7" , 6'	9,000	230	5	TYPE 0
Laguna	LG	14' x 30'	3'-6" , 6'	10,000	310	5	TYPE 0
Laguna Deluxe	LGX	14' x 30'	4' , 6'	9,000	300	5	TYPE 0
Majesty	FR14	14' x 30'	3'-6" , 6'	1,120	377	5	TYPE 0
Malibu/Axiom 12 Deluxe	CRUD	12' x 26'	3' x 4'-7"	4,400	209	5	TYPE 0
Maui	MTK	9'-3" x 16'	3'-4" , 4'	2,300	103	5	TYPE 0
Milan	CTL	10' x 16'	4'	2,450	135	5	TYPE 0
Nebula/Axiom 14	CRUL	14' x 30'	4' x 6'	8,000	297	5	TYPE 0
Picasso	TPIC	12'-2" x 24'-1"	3'-9" , 5'-4"	5,600	213	5	TYPE 0
Pleasant Cove	BHPL	11' x 24'	3'-5" , 5'-6"	5,000	173	5	TYPE 0
Rockport	RP	14' x 30'	3'-7" , 5'-11"	12,800	314	5	TYPE 0
Sandy Cove	BH38	11' x 18'	4'-1"	3,600	177	5	TYPE 0
St. Lucia	CM	12'-3" x 23'-11"	3'-6" , 5'	6,000	211	5	TYPE 0
St. Thomas	L	14' x 31'-6"	3'-7" , 7'	13,700	396	5	TYPE 0
Stargaze 14	RRT14	14' x 30'	3'-6" , 6'	10,500	365	5	TYPE 0
Sunset Bay	BHSY	14' x 32'	3'-4" , 5'-5"	10,000	365	5	TYPE 0
Valencia	ST	14'-4" x 27'-7"	3'-7" , 5'-10"	10,000	288	5	TYPE 0
Vista Isle	BHVI	12' x 28'	3' , 6'-10"	8,000	294	5	TYPE 0

TABLE 3- SPAS

SPAS	CODE	SIZE	DEPTHS	GALLONS	SQUARE	PAGE
		WIDTH x LENGTH	SHALLOW, DEEP	APPROX. FEET	FEET	NUMBER
Mystic	M	10' x 10'	3'-4"	550	64	6
Mystic Spillover	MSW	10' x 11'	3'-4"	550	64	6
Placid	BOS	8'-4" x 8'-4"	3'	475	45	6
Placid Spillover	BOSSW	8'-4" x 9'-4"	3'	475	45	6
Regal	RG	8' x 10'	3'-4"	600	52	6
Regal Spillover	RGSW	9' x 10'	3'-4"	600	52	6
Royal	RY	8' x 10'	3'-4"	600	63	6
Royal Spillover	RYSW	8'-10" x 10'	3'-4"	600	63	6
Shasta	LRS	7' x 7'	3'	420	31	6
Shasta Spillover	LRSSW	7' x 8'	3'	420	31	6
Superior	CS	8' x 12'-5"	3'	700	73	6
Superior Spillover	CSSW	9' x 12'-5"	3'	700	73	6
Tahoe	LOS	7'-6" x 7'-6"	3'	450	37	6
Tahoe Spillover	LOSSW	7'-6" x 8'-6"	3'	450	37	6
Hermosa	VFTL	6'-10" x 10'-7"	10"	200	50	6
Semicircle	TSCT	8'-4" x 16'	10"	400	92	6

TABLE 2- POOLS

ABOVE GROUND INSTALLATION	
CODES	CODES
ARU	AL
CP	SP
RT12	B
CRUM	FR12
FP	LD
JV	BFF
CRUD	MTK
CTL	BHPL
BH38	

NOTES


Latham Pool Products Inc.
DBA Latham Grand, Latham Select
Viking Pool, Blue Hawaiian Pools, Trilogy Pools
ICC Evaluation Report Number (ESR-2014)

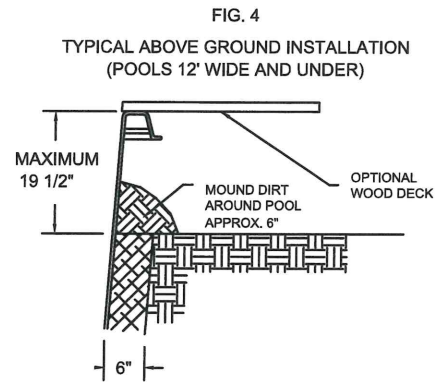
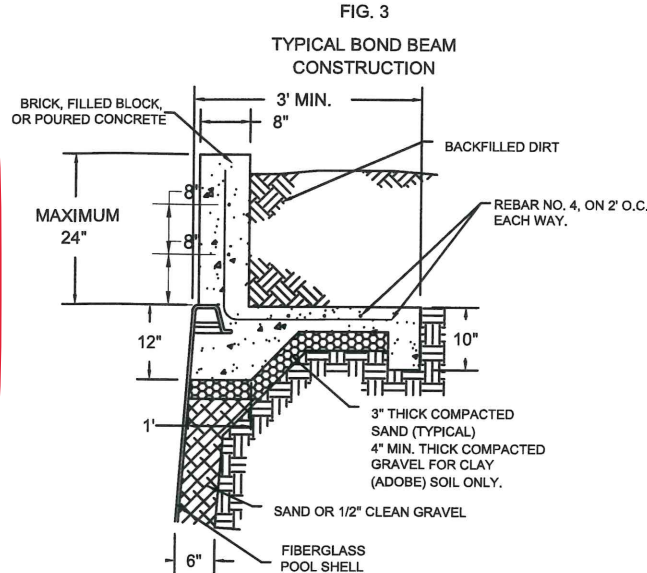
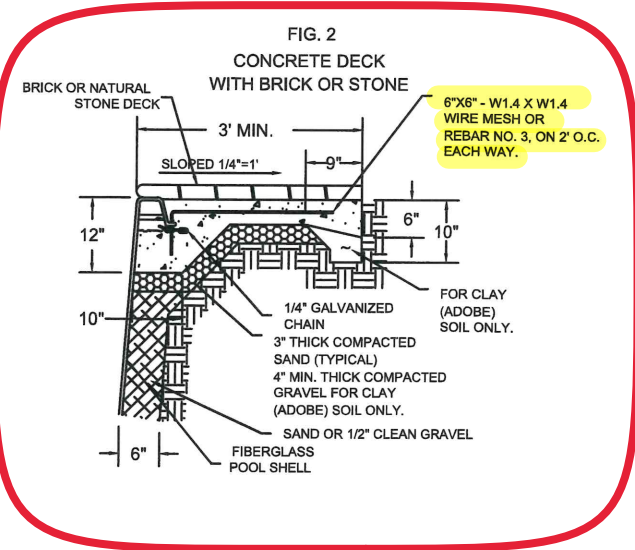
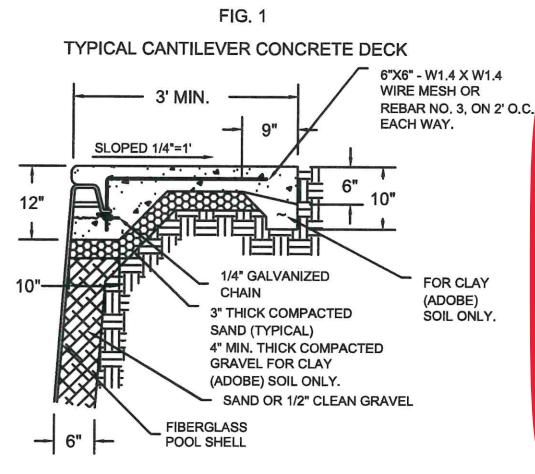
Latham, NY Phone: (800) 833-3800
Jane Lew, WV Phone: (304) 884-6954 Fax: (304) 884-7198
Midland, TX Phone: (432) 561-9933 Fax: (432) 561-9934
Williams, CA Phone: (530) 473-5319 Fax: (530) 473-5393
Zephyrhills, FL Phone: (813) 783-7439 Fax: (813) 783-7214

Reviewed by:

Donald R. Poindexter, PE
Florida Lic. No. 64901
4119 Trinity Dr Santa Rosa CA 95405
Phone 707-494-8761

Seal:





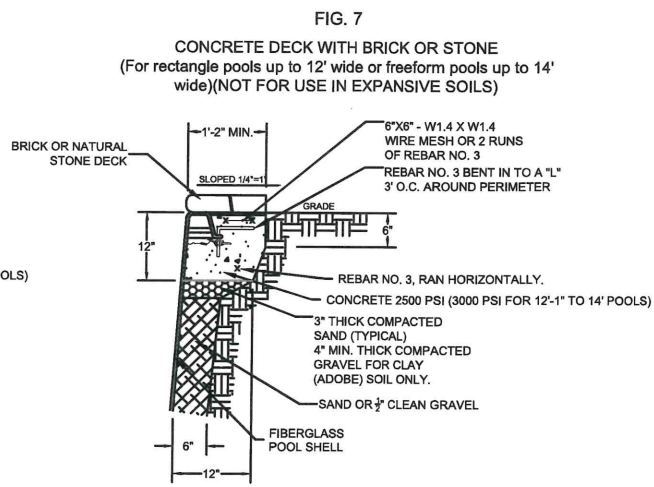
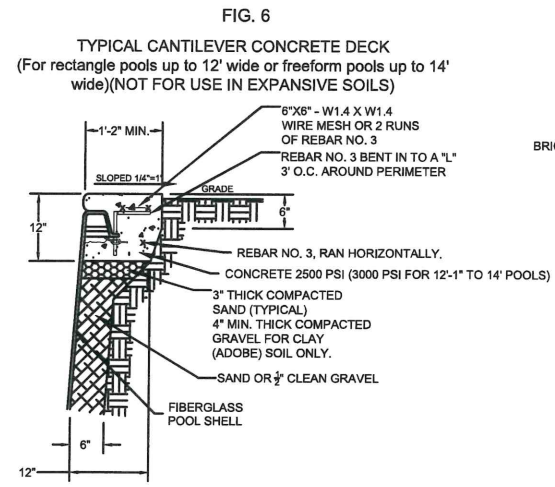
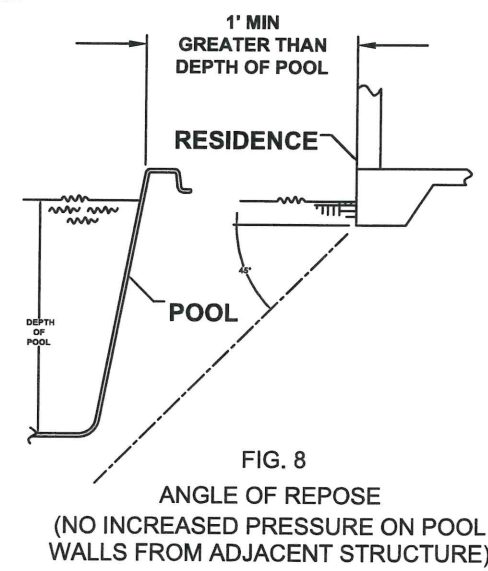
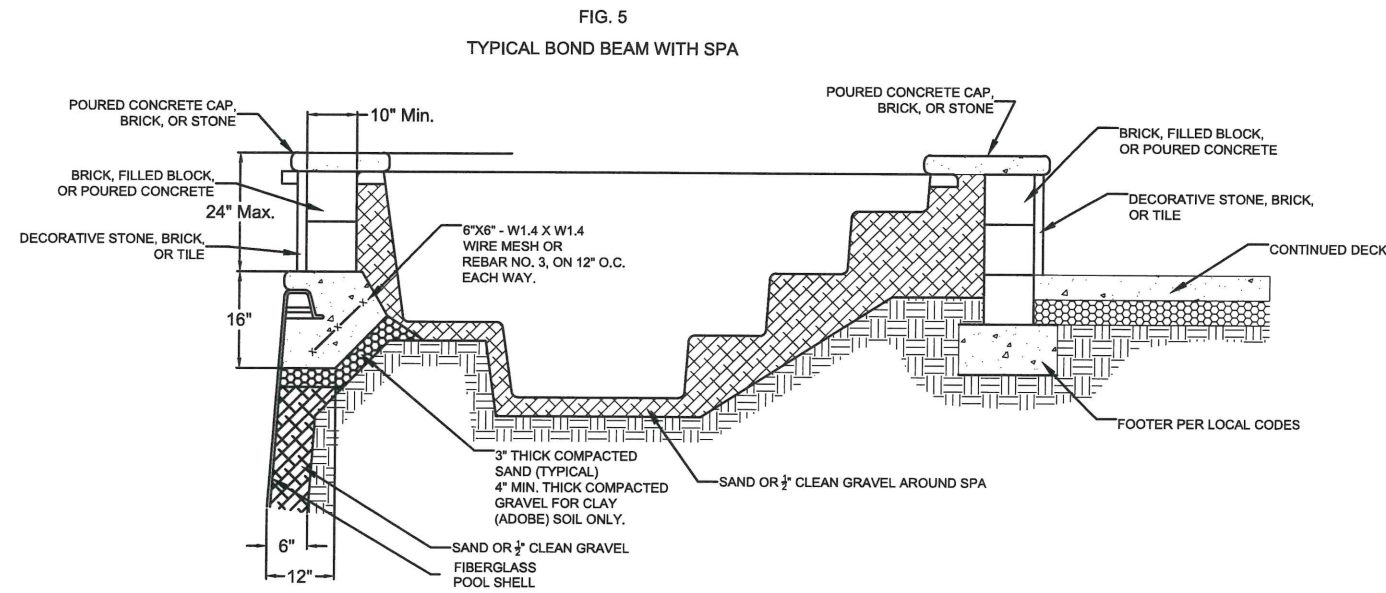
NOTES

Latham Pool Products Inc.
DBA Latham Grand, Latham Select
Viking Pool, Blue Hawaiian Pools, Trilogy Pools
ICC Evaluation Report Number (ESR-2014)


Latham, NY Phone: (800) 833-3800
Jane Lew, WV Phone: (304) 884-6954 Fax: (304) 884-7198
Midland, TX Phone: (432) 561-9933 Fax: (432) 561-9934
Williams, CA Phone: (530) 473-5319 Fax: (530) 473-5393
Zephyrhills, FL Phone: (813) 783-7439 Fax: (813) 783-7214

Page 3 of 7

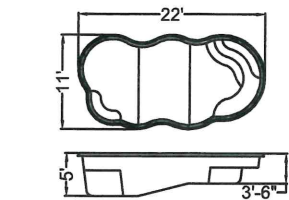
C-003



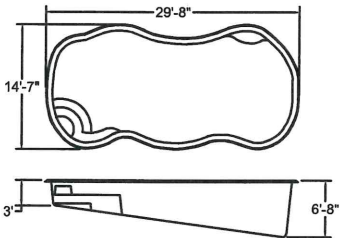
Reviewed by:
Donald R. Poindexter, PE
Florida Lic. No. 64901
4119 Trinity Dr Santa Rosa CA 95405
Phone 707-494-8761



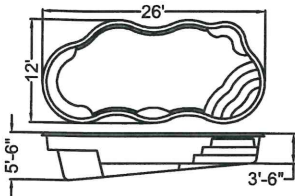
Length, width and depth may vary up to 3% - all dimensions are to outside edge of coping, measured from parallel lines.



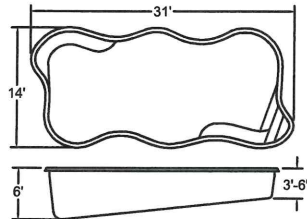
ARUBA - ARU
5,200 Gal. Approx.



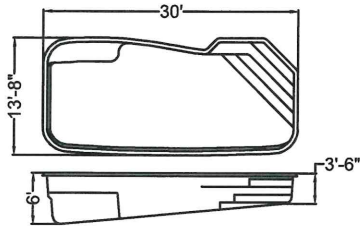
BAY ISLE - BHBY
10,000 Gal. Approx.



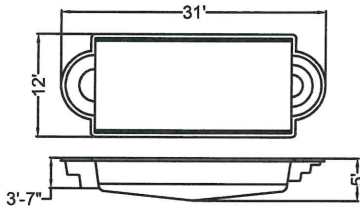
BERMUDA - AL
7,000 gal. approx.



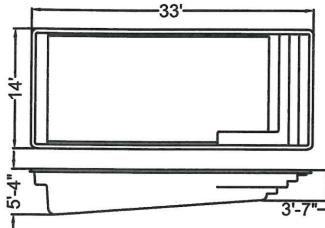
CAPE COD - CA
12,000 gal. approx.



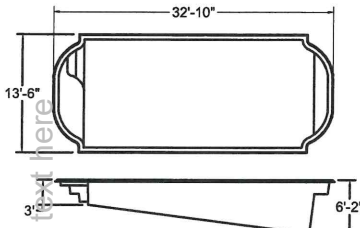
CARMEL - FF
12,000 gal. approx.



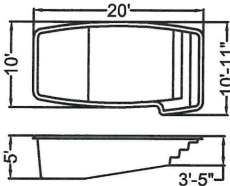
CHESAPEAKE - CP
10,500 gal. approx.



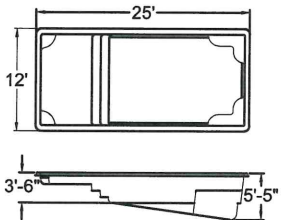
CLAREMONT - V
11,700 Gal. Approx.



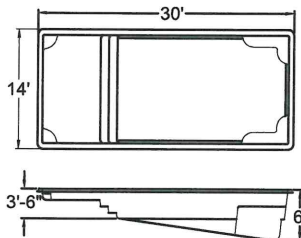
CLASSIC COVE - BHCC
11,300 Gal. Approx.



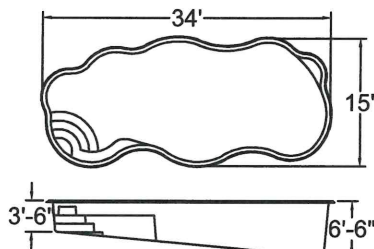
CLEARWATER - SP
3,600 gal. approx.



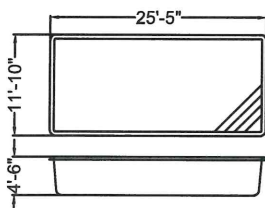
CORINTHIAN 12 - RT12
5,100 gal. approx.



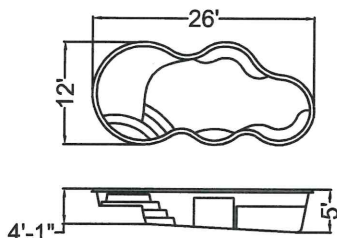
CCORINTHIAN 14 - RT14
8,200 gal. approx.



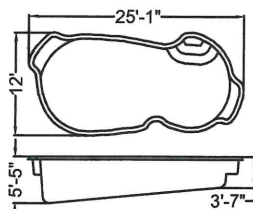
CORONADO - BHBI
13,000 Gal. Approx.



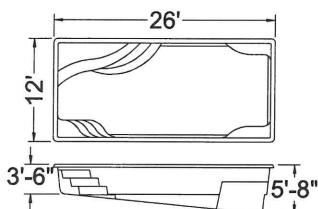
DELRAY - B
8,100 gal. approx.



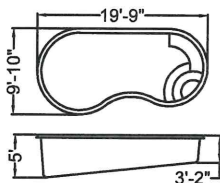
ECLIPSE/AXIOM 12 - CRUM
5,300 gal. approx.



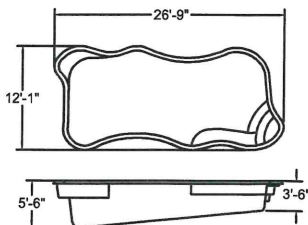
FREEPORT - FP
6,000 gal. approx.



EMPRESS - FR12
7,600 gal. approx.



JAMAICA - LD
3,750 gal. approx.



JAVA - JV
6,800 Gal. Approx.

NOTES


Latham Pool Products Inc.
DBA Latham Grand, Latham Select
Viking Pool, Blue Hawaiian Pools, Trilogy Pools
ICC Evaluation Report Number (ESR-2014)

Latham, NY Phone: (800) 833-3800
Jane Lew, WV Phone: (304) 884-6954 Fax: (304) 884-7198
Midland, TX Phone: (432) 561-9933 Fax: (432) 561-9934
Williams, CA Phone: (530) 473-5319 Fax: (530) 473-5393
Zephyrhills, FL Phone: (813) 783-7439 Fax: (813) 783-7214

Reviewed by:

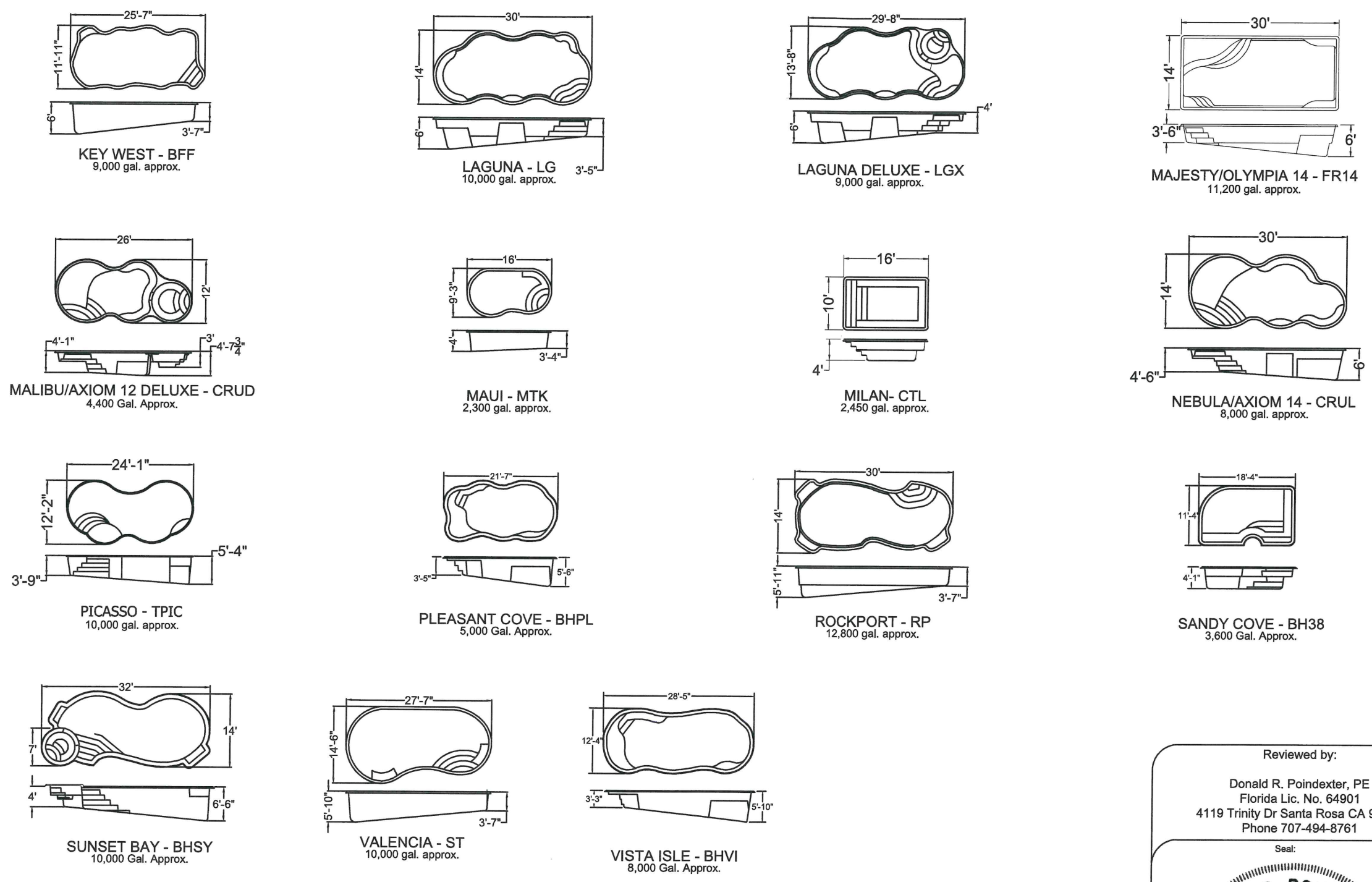
Donald R. Poindexter, PE
Florida Lic. No. 64901
4119 Trinity Dr Santa Rosa CA 95405
Phone 707-494-8761

Seal:



Length, width and depth may vary up to 3% - all dimensions are to outside edge of coping, measured from parallel lines.

Models in this frame are not currently on the ICC ESR-2014 Report.



NOTES

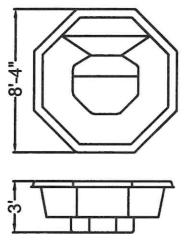
Latham Pool Products Inc.
DBA Latham Grand, Latham Select
Viking Pool, Blue Hawaiian Pools, Trilogy Pools
ICC Evaluation Report Number (ESR-2014)

Latham, NY Phone: (800) 833-3800
Jane Lew, WV Phone: (304) 884-6954 Fax: (304) 884-7198
Midland, TX Phone: (432) 561-9933 Fax: (432) 561-9934
Williams, CA Phone: (530) 473-5319 Fax: (530) 473-5393
Zephyrhills, FL Phone: (813) 783-7439 Fax: (813) 783-7214

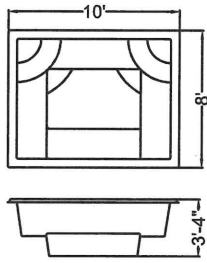
Reviewed by:
Donald R. Poindexter, PE
Florida Lic. No. 64901
4119 Trinity Dr Santa Rosa CA 95405
Phone 707-494-8761

Seal:

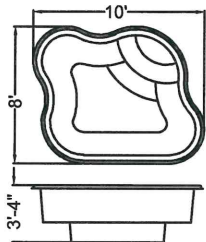
Length, width and depth may vary up to 3% - all dimensions are to outside edge of coping, measured from parallel lines.



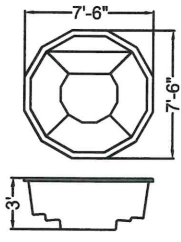
PLACID - BOS
475 Gal. Approx.



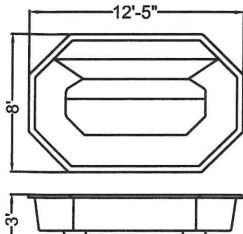
ROYAL - RY
600 Gal. Approx.



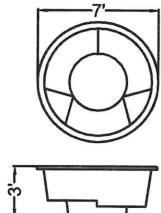
REGAL - RG
600 Gal. Approx.



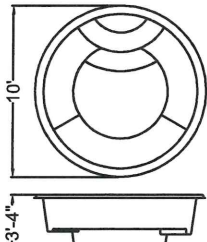
TAHOE - LOS
450 Gal. Approx.



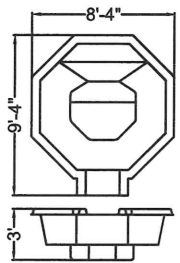
SUPERIOR - CS
700 Gal. Approx.



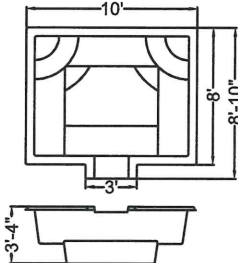
SHASTA - LRS
420 Gal. Approx.



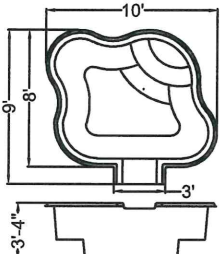
MYSTIC - M
550 Gal. Approx.



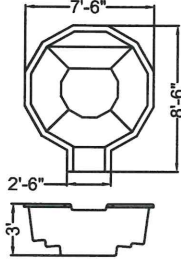
PLACID SPILLWAY - BOSSW
475 Gal. Approx.



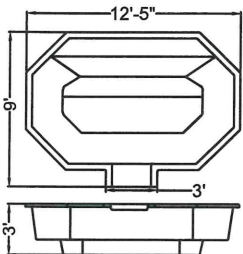
ROYAL SPILLWAY - RSW
600 Gal. Approx.



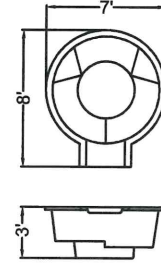
REGAL SPILLWAY - RGSW
600 Gal. Approx.



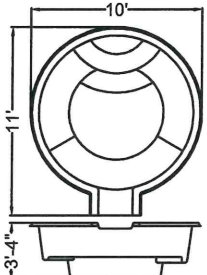
TAHOE SPILLWAY - LOSSW
450 Gal. Approx.



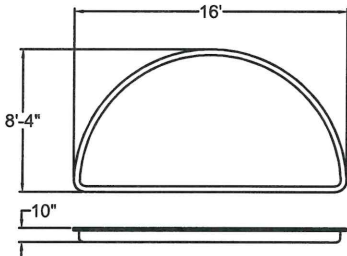
SUPERIOR SPILLWAY - CSSW
700 Gal. Approx.



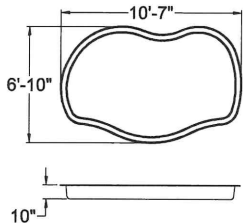
SHASTA SPILLWAY - LRSSW
420 Gal. Approx.



MYSTIC SPILLWAY - MSW
550 Gal. Approx.



SEMI CIRCLE TANNING LEDGE - TSCT
400 Gal. Approx.



HERMOSA - VFTL
200 Gal. Approx.

NOTES


Latham Pool Products Inc.
DBA Latham Grand, Latham Select
Viking Pool, Blue Hawaiian Pools, Trilogy Pools
ICC Evaluation Report Number (ESR-2014)

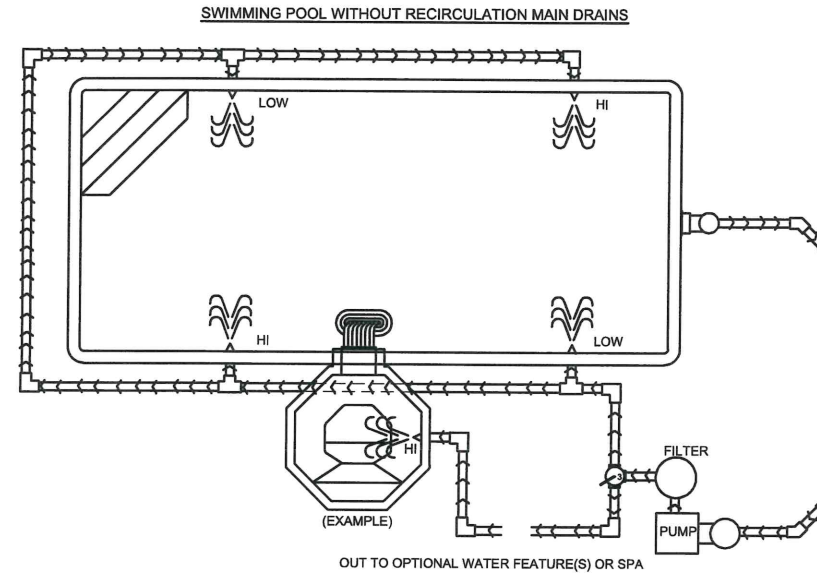
Latham, NY Phone: (800) 833-3800
Jane Lew, WV Phone: (304) 884-6954 Fax: (304) 884-7198
Midland, TX Phone: (432) 561-9933 Fax: (432) 561-9934
Williams, CA Phone: (530) 473-5319 Fax: (530) 473-5393
Zephyrhills, FL Phone: (813) 783-7439 Fax: (813) 783-7214

Reviewed by:









Donald R. Poindexter, PE
Florida Lic. No. 64901
4119 Trinity Dr Santa Rosa CA 95405
Phone 707-494-8761

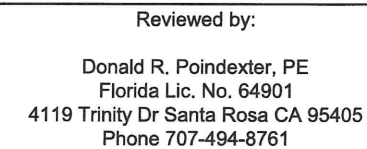
Seal:





- STANDARD NOTES:**
1. USE 2" SCHEDULE 40 PIPE.
 2. DO NOT USE 90 DEGREE ELBOWS ON SUCTION SIDE.
 3. CHECK VALVES MAY BE NEEDED IF EQUIPMENT IS MORE THAN 18" ABOVE WATER LINE.
 4. KEEP VALVES WITHIN 5' OF THE PUMP AND/OR FILTER

	FIBER OPTIC LIGHT		T-JOINT
	SKIMMER		3" MAIN DRAIN
	RETURN		3-WAY VALVE
	SPILLOVER		PLUMBING



A circular professional engineer seal for Donald R. Poindexter. The outer ring contains the text "DONALD R. POINDEXTER" at the top and "STATE OF FLORIDA" at the bottom, separated by three stars. The inner circle contains the text "LICENSE" at the top, "No. 64901" in the center, and "PROFESSIONAL ENGINEER" at the bottom.

NOTES

Latham Pool Products Inc.
DBA Latham Grand, Latham Select
Viking Pool, Blue Hawaiian Pools, Trilogy Pools
ICC Evaluation Report Number (ESR-2014)

Latham, NY Phone: (800) 833-3800
Jane Lew, WV Phone: (304) 884-6954 Fax: (304) 884-7198
Midland, TX Phone: (432) 561-9933 Fax: (432) 561-9934
Williams, CA Phone: (530) 473-5319 Fax: (530) 473-5393
Zephyrhills, FL Phone: (813) 783-7439 Fax: (813) 783-7214

Page 7 of 7

C-007