

## Lowe's Custom Order Quote

Quote # 742574133

Quote Name: HOUSE PLANS Pending 2 Windows

Date Printed: 7/25/2022

**Customer:** MARJERIAN LEWIS

**Email:** LANAYLEWIS84@GMAIL.COM

**Address:** 52777 NW LAKE JEFFERY RD  
LAKE CITY, FL 32055

**Phone:** (386) 965-4010

**Store:** (179) LOWE'S OF LAKE CITY, FL

**Associate:** ALEC SOTO (4100090)

**Address:** 3463 NW BASCOM NORRIS DRIVE  
LAKE CITY, FL 32055-4712

**Phone:** (386) 719-6622

**Item Total:** 12

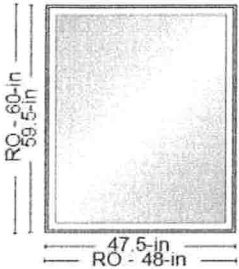
**PreSavings Total:** \$4,889.38

**Freight Total:** \$0.00

**Labor Total:** \$0.00

**Pre-Tax Total:** \$4,155.98

**Savings Total:** (\$733.40)



47.5-in x 59.5-in JELD-WEN Builders Rectangle -  
MY

Room Location: Not Specified

Line #	Item Summary	Production Time	Was Price	Now Price	Quantity	Total Savings	Pre-Tax Total
100-1	JELD-WEN Builders 47.5 W x 59.5 H Fixed Window	189 days	\$510.71	\$434.10	2	(\$153.22)	\$868.20

Valid thru: 07/27/2022

### Begin Line 100 Description

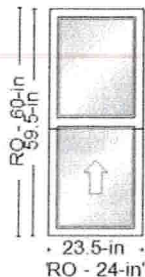
---- Line 100-1 ----

V-2500  
Direct Set  
47.5 x 59.5  
ProductTileBackendName = V-2500  
Rectangle|Wide:1  
Assembly = Full Unit  
Product to Match = Matches Single Hung/Slider  
Regional Compliance = FBC-AAMA  
Rating = PG50  
DP+50/-50  
Installation & Frame Type = Nail Fin - Track  
Filler (1 1/4-in Setback)  
Frame Color - Exterior = White  
Frame Color - Interior = White  
Select Size Type = Standard and Custom Sizes  
Measurement Type = Rough Opening  
Rough Opening Width = 48-in  
Rough Opening Height = 60-in  
Actual Size = 47 1/2 -in X 59 1/2 -in  
Glass Breakage Warranty = No  
Energy Efficiency = Energy Star - Southern  
Performance Plus = Standard  
Soundmaster = Standard

Glazing = Insulated  
Low-E = SunResist  
Neat Glass = No  
Glass Color/Texture = Clear  
Glass Type = Standard  
IG Options = Argon  
Select Glass Thickness = 3/16 in - 3/16 out  
Grid Type = No Grids  
Installation Accessories = None  
Interior Frame Options = None  
Extension Jamb needed? = None  
Prep for Mull = No Mull Prep  
Prep for Shipping = Standard  
FL # = 14108.6  
Energy Star Qualified = North-Central; South-Central; Southern  
U-Factor = 0.27  
Solar Heat Gain Coefficient = 0.25  
Visible Light Transmittance = 0.57  
Condensation Resistance = 53  
CPD# = JEL-A-700-06834-00031  
DP Ratings = PG50

DP+50/-50  
Room Location = Not Specified  
Is This a Remake = No  
Additional Information =  
Overall Frame Depth = 2.875  
Base Lead Time = 189  
Lead Time Adder ID = -1  
Lead Time Adder Days = 0  
Lead Time Adder Codes = All Windows  
Lead Time Adder Debug Info = -  
1|0|1/1/0001|1/1/0001|1/1/0001||0|||  
SOS = 959472  
SOS Description = WTS JW V2500 Window FL  
Delivery Type = In-Store Pick-Up  
Vendor ID = 57474  
ModelID =  
ProductID =  
unitOfMeasure = EA  
Production Time (Does not include transit time) = 189  
Lowes Client Group =  
None

### End Line 100 Description



23.5-in x 59.5-in JELD-WEN Builders Rectangle  
Single Hung  
Room Location: Not Specified

Line #	Item Summary	Production Time	Was Price	Now Price	Quantity	Total Savings	Pre-Tax Total
200-1	JELD-WEN Builders 23.5 W x 59.5 H Single Hung	189 days	\$375.07	\$318.81	6	(\$337.56)	\$1,912.86

Valid thru: 07/27/2022

#### Begin Line 200 Description

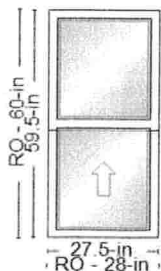
---- Line 200-1 ----

V-2500  
Single Hung  
23.5 x 59.5  
ProductTileBackendName = V-2500 Single Hung|Wide:1  
Assembly = Full Unit  
Product Model = Tilt  
Regional Compliance = FBC-AAMA  
Rating = PG35  
DP+35/-35  
Installation & Frame Type = New Construction  
Nail Fin Frame  
Frame Color - Exterior = White  
Frame Color - Interior = White  
Select Size Type = Standard and Custom Sizes  
Measurement Type = Rough Opening  
Rough Opening Width = 24-in  
Rough Opening Height = 60-in  
Actual Size = 23 1/2 -in X 59 1/2 -in  
Vent Division = Even Divide  
Vent Height = 30  
Glass Breakage Warranty = No  
Energy Efficiency = Energy Star - Southern  
Performance Plus = Standard  
Soundmaster = Standard  
Glazing = Insulated  
Low-E = SunResist  
Neat Glass = No

Glass Color/Texture = Clear  
Glass Type = Standard  
IG Options = Argon  
Select Glass Thickness = 1/8 in - 1/8 out  
Grid Type = No Grids  
Screen = Screen  
Select Screen Options = Standard Screen Frame  
Select Screen Mesh Type = BetterVue Mesh  
Screen Mesh Finish = Charcoal Mesh  
Lock Type = Cam Lock(s)  
Number of Locks = 1 Lock  
Hardware Finish - Interior = White  
Does Unit Meet Egress Req.? = Does Not Meet Egress  
Clear Opening Dimensions = Clear Opening 20 5/8 -in w  
25 13/16 -in h  
3.7sf  
Secondary Vent Stop = No Secondary Vent Stop  
Installation Accessories = None  
Interior Frame Options = None  
Extension Jamb needed? = None  
Prep for Mull = No Mull Prep  
Prep for Shipping = Standard  
FL # = 14104.5  
Energy Star Qualified = North-Central; South-Central; Southern  
U-Factor = 0.3

Solar Heat Gain Coefficient = 0.23  
Visible Light Transmittance = 0.54  
Condensation Resistance = 56  
CPD# = JEL-A-225-09361-00003  
DP Ratings = PG35  
DP+35/-35  
Room Location = Not Specified  
Is This a Remake = No  
Additional Information =  
Overall Frame Depth = 2.875  
Base Lead Time = 189  
Lead Time Adder ID = -1  
Lead Time Adder Days = 0  
Lead Time Adder Codes = All Windows  
Lead Time Adder Debug Info = -  
1|0|1/1/0001|1/1/0001|1/1/0001||0|||  
SOS = 959472  
SOS Description = WTS JW V2500 Window FL  
Delivery Type = In-Store Pick-Up  
Vendor ID = 57474  
ModelID =  
ProductID =  
unitOfMeasure = EA  
Production Time (Does not include transit time) = 189  
Lowes Client Group =  
None

#### End Line 200 Description



27.5-in x 59.5-in JELD-WEN Builders Rectangle  
Single Hung  
Room Location: Not Specified

Line #	Item Summary	Production Time	Was Price	Now Price	Quantity	Total Savings	Pre-Tax Total
300-1	JELD-WEN Builders 27.5 W x 59.5 H Single Hung	189 days	\$409.49	\$348.07	2	(\$122.84)	\$696.14

Valid thru: 07/27/2022

Begin Line 300 Description

---- Line 300-1 ----

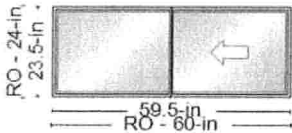
V-2500  
Single Hung  
27.5 x 59.5  
ProductTileBackendName = V-2500 Single Hung|Wide:1  
Assembly = Full Unit  
Product Model = Tilt  
Regional Compliance = FBC-AAMA  
Rating = PG35  
DP+35/-35  
Installation & Frame Type = New Construction  
Nail Fin Frame  
Frame Color - Exterior = White  
Frame Color - Interior = White  
Select Size Type = Standard and Custom Sizes  
Measurement Type = Rough Opening  
Rough Opening Width = 28-in  
Rough Opening Height = 60-in  
Actual Size = 27 1/2 -in X 59 1/2 -in  
Vent Division = Even Divide  
Vent Height = 30  
Glass Breakage Warranty = No  
Energy Efficiency = Energy Star - Southern  
Performance Plus = Standard  
Soundmaster = Standard  
Glazing = Insulated  
Low-E = SunResist

Neat Glass = No  
Glass Color/Texture = Clear  
Glass Type = Standard  
IG Options = Argon  
Select Glass Thickness = 1/8 in - 1/8 out  
Grid Type = No Grids  
Screen = Screen  
Select Screen Options = Standard Screen Frame  
Select Screen Mesh Type = BetterVue Mesh  
Screen Mesh Finish = Charcoal Mesh  
Lock Type = Cam Lock(s)  
Number of Locks = 1 Lock  
Hardware Finish - Interior = White  
Clear Opening Dimensions = Clear Opening 24 5/8 -in w  
25 13/16 -in h  
4.4sf  
Secondary Vent Stop = No Secondary Vent Stop  
Installation Accessories = None  
Interior Frame Options = None  
Extension Jamb needed? = None  
Prep for Mull = No Mull Prep  
Prep for Shipping = Standard  
FL # = 14104.5  
Energy Star Qualified = North-Central; South-Central; Southern  
U-Factor = 0.3

Solar Heat Gain Coefficient = 0.23  
Visible Light Transmittance = 0.54  
Condensation Resistance = 56  
CPD# = JEL-A-225-09361-00003  
DP Ratings = PG35  
DP+35/-35  
Room Location = Not Specified  
Is This a Remake = No  
Additional Information =  
Overall Frame Depth = 2.875  
Base Lead Time = 189  
Lead Time Adder ID = -1  
Lead Time Adder Days = 0  
Lead Time Adder Codes = All Windows  
Lead Time Adder Debug Info = -1|0|1/1/0001|1/1/0001|1/1/0001||0|||  
SOS = 959472  
SOS Description = WTS JW V2500 Window FL  
Delivery Type = In-Store Pick-Up  
Vendor ID = 57474  
ModelID =  
ProductID =  
unitOfMeasure = EA  
Production Time (Does not include transit time) = 189  
Lowes Client Group =  
None

End Line 300 Description

59.5-in x 23.5-in JELD-WEN Builders 2 Panel  
Slider - MY  
Room Location: Not Specified



Line #	Item Summary	Production Time	Was Price	Now Price	Quantity	Total Savings	Pre-Tax Total
400-1	JELD-WEN Builders 59.5 W x 23.5 H Sliding Window	189 days	\$399.28	\$339.39	2	(\$119.78)	\$678.78

Valid thru: 07/27/2022



**Begin Line 400 Description**

---- Line 400-1 ----

V-2500  
 Single Slider  
 59.5 x 23.5  
 ProductTileBackendName = V-2500 2 Panel  
 Slider|Wide:1  
 Assembly = Full Unit  
 Regional Compliance = FBC-AAMA  
 Rating = PG50  
 DP+50/-50  
 Installation & Frame Type = New Construction  
 Nail Fin Frame  
 Operation = OX (Right Hand)  
 Frame Color - Exterior = White  
 Frame Color - Interior = White  
 Select Size Type = Standard and Custom Sizes  
 Measurement Type = Rough Opening  
 Rough Opening Width = 60-in  
 Rough Opening Height = 24-in  
 Actual Size = 59 1/2 -in X 23 1/2 -in  
 Vent Division = Even Divide  
 Vent Width = 30  
 Glass Breakage Warranty = No  
 Energy Efficiency = Energy Star - Southern  
 Performance Plus = Standard  
 Soundmaster = Standard  
 Glazing = Insulated  
 Low-E = SunResist

Neat Glass = No  
 Glass Color/Texture = Clear  
 Glass Type = Standard  
 IG Options = Argon  
 Select Glass Thickness = 1/8 in - 1/8 out  
 Grid Type = No Grids  
 Screen = Screen  
 Select Screen Options = Standard Screen Frame  
 Select Screen Mesh Type = BetterVue Mesh  
 Screen Mesh Finish = Charcoal Mesh  
 Lock Type = Cam Lock(s)  
 Number of Locks = 1 Lock  
 Hardware Finish - Interior = White  
 Clear Opening Dimensions = Clear Opening 26  
 3/8 -in w  
 20 5/8 -in h  
 3.7sf  
 Secondary Vent Stop = No Secondary Vent Stop  
 Installation Accessories = None  
 Interior Frame Options = None  
 Extension Jamb needed? = None  
 Prep for Mull = No Mull Prep  
 Prep for Shipping = Standard  
 FL # = 16636.1  
 Energy Star Qualified = North-Central; South-  
 Central; Southern  
 U-Factor = 0.29

Solar Heat Gain Coefficient = 0.23  
 Visible Light Transmittance = 0.53  
 Condensation Resistance = 57  
 CPD# = JEL-A-176-08382-00007  
 DP Ratings = PG50  
 DP+50/-50  
 Room Location = Not Specified  
 Is This a Remake = No  
 Additional Information = No  
 Overall Frame Depth = 2.875  
 Base Lead Time = 189  
 Lead Time Adder ID = -1  
 Lead Time Adder Days = 0  
 Lead Time Adder Codes = All Windows  
 Lead Time Adder Debug Info = -  
 1|0|1/1/0001|1/1/0001|1/1/0001||0|||  
 SOS = 959472  
 SOS Description = WTS JW V2500 Window FL  
 Delivery Type = In-Store Pick-Up  
 Vendor ID = 57474  
 ModelID =  
 ProductID =  
 unitOfMeasure = EA  
 Production Time (Does not include transit  
 time) = 189  
 Lowes Client Group =  
 None

**End Line 400 Description**

Accepted by: \_\_\_\_\_

Date: 7/25/2022

<b>Pre-Tax Total</b>	<b>\$4,155.98</b>
----------------------	-------------------

This quote is an estimate only and valid for 30 days on all regularly priced items. For promotional items please refer to the dates listed above.  
 This estimate does not include tax or delivery charges. Estimated arrival will be determined at the time of purchase. All of the above  
 quantities, dimensions, specifications and accessories have been verified and accepted by the customer.

\*\*\*\* Special order configured products returned or canceled after 72 hours from purchase are subject to a 20% restocking fee. \*\*\*\*