

General Notes

General

The swimming pools and spas consist of one-piece fiberglass construction shop-formed over a mold. The material is fiberglass reinforced plastic (FRP), a minimum of 1/4 inch (6.4 mm) thick, composed of isophthalic resin, vinyl ester resin, and fiberglass. The surface finish is a neo pentyl glycol gel coat. Viking Pools produces various styles of swimming pools and spas. When installed in accordance to Viking Pools installation procedures, the pools and spas comply with applicable requirements of the following codes:

- 2015/2018 International Building Code® (IBC)
- 2018 International Residential Code (IRC)
- 1997 Uniform Building Code (UBC)
- BOCA® National Building Code/2003 (NBNC)
- 2018 International Plumbing Code® (IPC)
- 2012/2015 IAPMO Uniform Plumbing Code (IAPMO UPC)
- 2003 ANSI/NSPI-5 Residential Inground Swimming Pools
- 2012 ANSI/APSP/ICC 5a Residential Inground Swimming Pools
- 2014 ANSI/APSP/ICC-3 Permanently Installed Residential Spas and Swim Spas
- 2017 Florida Building Code 6th Edition
- 2017 Florida Plumbing Code 6th Edition
- 2017 Florida Fuel/Gas Code 6th Edition
- 2017 Florida Mechanical Code 6th Edition
- 2017 Florida Residential Code 6th Edition
- 2006 ANSI/APSP-7
- 2013 ANSI/APSP/ICC-7 Suction Entrapment Avoidance
- 2011 ANSI/APSP-16
- 2018 International Swimming Pool and Spa Code - (ISPS-ICC)
- 2007 ANSI/ASME-A112.19.8
- 2014/2017 National Electric Code (NEC)
- 2015 Uniform Swimming Pool, Spa, Hot tub Code (IAPMO)

The overall pool dimensions, depths and capacities are shown in Table 1 and Table 4. The units comply with ANSI/NSPI-5, specified in Section AG103.1 of the IRC, and IAPMO IGC-2000*, specified in the UPC.

Models described in Table 2, Table 3, and Table 4 can be placed up to 19-1/2 inches (49.5mm) above ground. These pools and spas may be placed with or without concrete or wood decking. Unless elevated portions of the units are protected from sunlight by soil berms, decking, etc., these portions must be coated with a UV-inhibiting opaque paint that is compatible with the laminate.

All plumbing must comply with the IPC or UPC. Electrical work must comply with the code in effect at the construction site. The pool and spa must remain full of water at all times. A permanent sign, bearing the following statement, must be attached to the pumping equipment:

Notice-The pool or spa is designed to remain full of water at all times. The pool shell may be damaged if the water level is allowed to drop below the skimmer. When appreciable draw-down is noticed or if it becomes necessary to drain the pool or spa, contact Viking Pools or its dealers for instructions.

A permanent label must be installed adjacent to the above sign indicating the Viking Pools dealer's name, address and telephone number.

Installation Procedure:

Viking pools and spas may be installed without a soil investigation by a registered design professional(RDP), subject to the building official's approval, provided none of the following conditions are encountered at the site:

- 1. The existence of uncontrollable groundwater within the depth of the pool or spa excavation.
 - 2. The existence of an uncompacted fill in contact with any portion of the pool or spa.
 - 3. The existence of any soil types with an angle of repose that will not support the walls of the excavation at desired slopes.
 - 4. Danger to adjacent structures posed by the proposed pool or spa location.
 - 5. The existence of any cracks or openings in soil that would not confine sand or 1/2" clean gravel bedding.
- If any of the conditions above is encountered, excavation must cease immediately. The specified conditions at the site must then be

reviewed and recommendations made by the RDP. The building official must approve the RDP's report before work is completed.

The pool or spa excavation profile must coincide with the contours of the pool. The over excavation is minimum 6 inches (152mm) on the sides and ends. The over excavation at the pool bottom is minimum 4 inches (102mm). The backfill for the pool or spa bottom is a layer of 3-inch-thick (76mm) bedding sand matching the pool or spa profile.

This sand layer is compacted using a manual tamper or manually and be within 1 inch (25mm) of level. Simultaneous waterfill and sand backfill operations then commence. The sand is compacted with a tamper and water. The installer must ensure that the backfill level and water level are approximately the same throughout this procedure.

After completion of the backfill and plumbing, the decking is placed. Decks are prepared as indicated in Figures 1 through 4:

- 1. Cantilevered concrete decks are constructed as noted in Figure 1 in all cases.
 - 2. Cantilevered decks are constructed with brick or stone as noted in all cases.
 - 3. Raised bond beams are constructed as noted in Figure 3 in all cases.
 - 4. Aboveground installations are constructed as noted in Figure 4 in all cases.
- Barriers are required where pools are on premises of UBC Group R, Division 3, Occupancies or IBC Group R Occupancies. The barriers must comply with Appendix Chapter 4, Division 1, of the UBC or Section 3109.4 of the IBC

Expansive soils:

For installation of pools or spas in expansive soils, the following additional installation details must be followed subject to code official's approval:

- 1. All surfaces adjacent to the pool or spas must be excavated to a minimum depth of 12 inches (305 mm) beneath the pool bottom and minimum 6 inches (152 mm) behind the pool walls.
- 2. Any soft or loose soils exposed by step 1 must be removed until exposed material is solid. If the soil is still soft and loose, the upper 6 inches (152 mm) of all horizontal excavation surfaces must be scarified and compacted with mechanical equipment. The compacted surfaces and the excavated wall surfaces must be maintained in a moist condition until the first lift of backfill or fill is placed against the surface. The term compaction implies any method necessary to consolidate the native and fill materials to keep the pool or structure from settling.
- 3. The excavated bottom area of the pool or spa must be backfilled with granular import material to approximately 6 inches (152 mm) below the bottom of the pool or spa, wetted and compacted.
- 4. The remaining 6 inches (152 mm) must be backfilled beneath the pool or spa and outside the pool walls with compacted clean sand. The pool or spa must be filled with water as backfilling progresses to a level equivalent to that of the backfill. The backfill must be placed in compacted layers of approximately 6 inches (152 mm) while a uniform height of backfill is maintained around the pool or spa.
- 5. Positive surface drainage away from the perimeter of the pool and surrounding deck is required and critical to installations in highly expansive soils. Surface area drains and surface drainage swales or subdrains must be placed as needed to prevent ponding or saturation of the soil around the perimeter and vicinity of the pool to prevent excessive shrink-swell or volume changes in the soil.

Identification:

Viking pools and spas are identified by the following information imprinted on the top step of the pool or spa: manufacturer's name (Viking Pools) and address, (pool or spa model) designation, a coded serial number and the evaluation report number (ESR-2014).

The units also bear the label of the quality control agency, Columbia Research & Testing Corporation (AA-527).

Findings: That the fiberglass one piece swimming pools and spas are in compliance with the above listed codes as noted in ESR-2014 subject

to the following conditions.

- 1. The construction and pool/spa installation comply with this report and the manufacturer's instructions.
- 2. Electrical and plumbing installation comply with the respective codes in effect at the construction site.
- 3. That all pools are installed in accordance with manufacturer's recommendations.
- 4. The pools and spas produced by Viking Pools Northeast, Inc., 176 Viking Drive Industrial Park, Jane Lew, West Virginia; Viking Pools Central, Inc., 10600 West Interstate 20 East, Midland, Texas; and Viking Pools, Inc., 121 Crawford Road, Williams, California; Viking Pools Southeast, 40119 County Road 54E, Zephyrhills, FL are manufactured under a quality control program with inspections by Columbia Research & Testing Corporation (AA-527).



VIKING POOLS

THE STANDARD of FIBERGLASS

Table of Contents	
Page 1	General Notes
Page 2	Expansive Soils
Page 3	Tables 1-4
Page 4	Pool Models
Page 5	Pool Models
Page 6	Pool Models
Page 7	Spa Models & Hydro Zone Models
Page 8	Alternative Recirculation Systems


Length, width and depth may vary up to 3% - all dimensions are to outside edge of coping, measured from parallel lines.



Reviewed by:

Donald R. Poindexter, PE
Florida Lic. No. 64901
4119 Thrifty Dr Santa Rosa CA 95405
Phone 707-494-8761

Seal:



Project Name and Address

Contractor

Date

Latham Pool Products Inc.
DBA Viking Pools

ICC Evaluation Report Number (ESR-2014)

Latham, NY Phone: (800) 833-3800

Jane Lew, WV Phone: (304) 884-6954 Fax: (304) 884-7198

Midland, TX Phone: (432) 561-9933 Fax: (432) 561-9934

Williams, CA Phone: (530) 473-5319 Fax: (530) 473-5393

Zephyrhills, FL Phone: (813) 783-7439 Fax: (813) 783-7214

TABLE 1- POOLS

POOL	CODE	SIZE	DEPTHS		GALLONS	SQUARE	PAGE	POOL
			WIDTH x LENGTH	SHALLOW, DEEP				
Acapulco	AC	16' x 39'		3'-6", 6'	16700	500		5 Type 0
Aruba	ARU	11' x 22'		3'-6", 5'	5200	177		5 Type 0
Astoria	FRX	15'-10", 40'		3'-6", 7'	15600	548		6 Type 0
Baja	SFF	11'-10" x 25'		3'-8", 5'-6"	9000	229		6 Type 0
Barcelona	BAR	16' x 38'		3'-6" x 7'	18500	518		5 Type 0
Bermuda	AL	12' x 26'		3'-6", 5'-6"	7000	226		5 Type 0
Cambridge	N	16' x 36'		3'-6", 7'	18000	451		6 Type 0
Cancun	CC	16' x 35'		3'-6", 6'-6"	14000	397		4 Type 0
Cancun Deluxe	CCX	16' x 35'		4'-3", 6'-6"	11500	381		6 Type 0
Caribbean	MR	16' x 40'		3'-6" - 6'-6"	17000	468		4 Type 0
Carmel	FF	13'-8" x 30'		3'-6", 6'	12000	345		6 Type 0
Chesapeake	CP	12' x 31'		3'-7", 5'	10500	292		5 Type 0
Claremont	V	14' x 33'		3'-7", 5'-4"	11700	416		6 Type 0
Clearwater	SP	10'-11" x 20'		3'-5", 5'	3600	165		5 Type 0
Corinthian	RT16	15'-10", 40'		3'-6", 7'	15400	563		6 Type 0
Coronado	BHBI	15', 34'		3'-6", 6'-6"	13000	410		6 Type 0
Delray	B	11'-10" x 25'-5"		4'-6"	8100	264		6 Type 0
Empress	FR12	12' x 26'		3'-6", 5'-8"	7600	275		6 Type 0
Fiji	FJI	15' x 34'		3'-6", 6'	12000	375		4 Type 0
Freeport	FP	12' x 25'-1"		3'-7", 5'-5"	6000	213		5 Type 0
Gulf Coast	GC	15' 10" x 39'-7"		3'-5", 7'-11"	19600	506		4 Type 1
Gulf Shore	GS	15'-7" x 34'-8"		3'-7", 5'-10"	15000	423		4 Type 0
Island Breeze II	BN	16' x 40'		3'-6", 8'	22000	585		4 Type 1
Jamaica	LD	9'-10" x 19'-9"		3'-2", 5'	3750	138		6 Type 0
Key West	BFF	12' x 25'-7"		3'-7", 6'	9000	230		6 Type 0
Kingston	AP	16' x 38'		3'-6", 5'-8"	17500	555		5 Type 0
Laguna	LG	14' x 30'		3'-6", 6'	10000	310		5 Type 0
Laguna Deluxe	LGX	14' x 30'		4', 6'	9000	300		4 Type 0
Lake Shore	CD	16' x 33'		3'-7", 5'-5"	15000	480		4 Type 0
Majesty	FR14	14', 30'		3'-6", 6'	1120	377		6 Type 0
Malibu	CRUD	12' x 26'		3' x 4'-7"	4400	209		5 Type 0
Maui	MTK	9'-3" x 16'		3'-4", 4'	2300	103		5 Type 0
Mediterranean	BP	15'-8" x 38'		3'-7", 5'-11"	17000	512		4 Type 0
Milan	CTL	10' x 16'		4'	2450	135		6 Type 0
Monaco	AT	16' x 40'		3'-8", 8'	21000	585		4 Type 1
Montego	MT	14' x 35'		3'-7", 5'-7"	12400	388		4 Type 0
Ocean Breeze	OB	16' x 40'		3'-6", 5'-8"	18900	585		4 Type 0
Oceania	BHGI	16' x 42'		3', 7'	19300	516		5 Type 0
Olympia	FR16	16' x 35'		3'-6", 6'-6"	15250	510		6 Type 0
Panama I	BL	12' x (35' - 39')		4'-6", 4'-6"	Varies	Varies		5 Type 0
Panama II	BL	12' x (35' - 45')		4'-6", 4'-6"	Varies	Varies		5 Type 0
Poseidon	PS	16' x 40'		3'-6", 7'	17500	538		4 Type 0
Rockport	RP	14' x 30'		3'-7", 5'-11"	12800	314		4 Type 0
Santa Barbara	RS	14' x 30'		3'-6", 6'-6"	12500	326		4 Type 0
Sea Breeze	K	14'-8" x 33'-9"		3'-5", 8'-2"	16000	378		4 Type 0
St. Lucia	CM	12'-3" x 23'-11"		3'-6", 5'	6000	211		5 Type 0
St. Thomas	L	14' x 31'-6"		3'-7", 7'	13700	396		4 Type 0
Trinidad	TND	16' x 44'		3'-6", 7'	19300	562		4 Type 0
Triton	TN	14' x 30'		3'-7, 5'-11"	13500	338		4 Type 0
Tropicana	MP	9'-6" x 14'-6"		4, 4'	2500	115		5 Type 0
Valencia	ST	14'-4" x 27'-7"		3'-7", 5'-10"	10000	288		4 Type 0
Venice	TGEN	16', 40'-2"		3'-10", 8'-6"	16000	553		5 Type 1

TABLE 3- SPAS

SPAS	CODE	SIZE	DEPTHS		GALLONS	SQUARE	PAGE
			WIDTH x LENGTH	SHALLOW, DEEP			
Mystic	M	10' x 10'		3'-4"	550	64	6
Mystic Spillover	MSW	10' x 11'		3'-4"	550	64	6
Placid	BOS	8'-4" x 8'-4"		3'	475	45	6
Placid Spillover	BOSSW	8'-4" x 9'-4"		3'	475	45	6
Regal	RG	8' x 10'		3'-4"	600	52	6
Regal Spillover	RGSW	9' x 10'		3'-4"	600	52	6
Royal	RY	8' x 10'		3'-4"	600	63	6
Royal Spillover	RYSW	8'-10" x 10'		3'-4"	600	63	6
Shasta	LRS	7' x 7'		3'	420	31	6
Shasta Spillover	LRSSW	7' x 8'		3'	420	31	6
Superior	CS	8' x 12'-5"		3'	700	73	6
Superior Spillover	CSSW	9' x 12'-5"		3'	700	73	6
Tahoe	LOS	7'-6" x 7'-6"		3'	450	37	6
Tahoe Spillover	LOSSW	7'-6" x 8'-6"		3'	450	37	6
Hermosa	VFTL	6'-10" x 10'-7"		10"	200	50	6
Semidircle	TSCI	8'-4" x 16'		10"	400	92	6

TABLE 4- POOLS

POOL	CODE	SIZE	DEPTHS		GALLONS	SQUARE	PAGE
			WIDTH x LENGTH	SHALLOW, DEEP			
H2DXL	WGDXL	8'-6" x 18'		3'-3", 5'	2800	127	6
HZE	WGE	8'-6" x 18'		5'	3600	127	6

TABLE 2- POOLS

ABOVE GROUND INSTALLATION	
CODES	CODES
MP	FP
AL	ST
BFF	SP
MTK	CM
DXL	LBST
B	LD
FR12	CTL

NOTES

Latham Pool Products Inc.
DBA Viking Pools

ICC Evaluation Report Number (ESR-2014)

Latham, NY Phone: (800) 833-3800

Jane Lew, WV Phone: (304) 884-6954 Fax: (304) 884-7198

Midland, TX Phone: (432) 561-9933 Fax: (432) 561-9934


Williams, CA Phone: (530) 473-5319 Fax: (530) 473-5393

Zephyrhills, FL Phone: (813) 783-7439 Fax: (813) 783-7214

Page

2

of 8



Reviewed by:
Donald R. Poindexter, PE
Florida Lic. No. 64901
4119 Trinity Dr Santa Rosa CA 95405
Phone 707-494-8761

Seal:

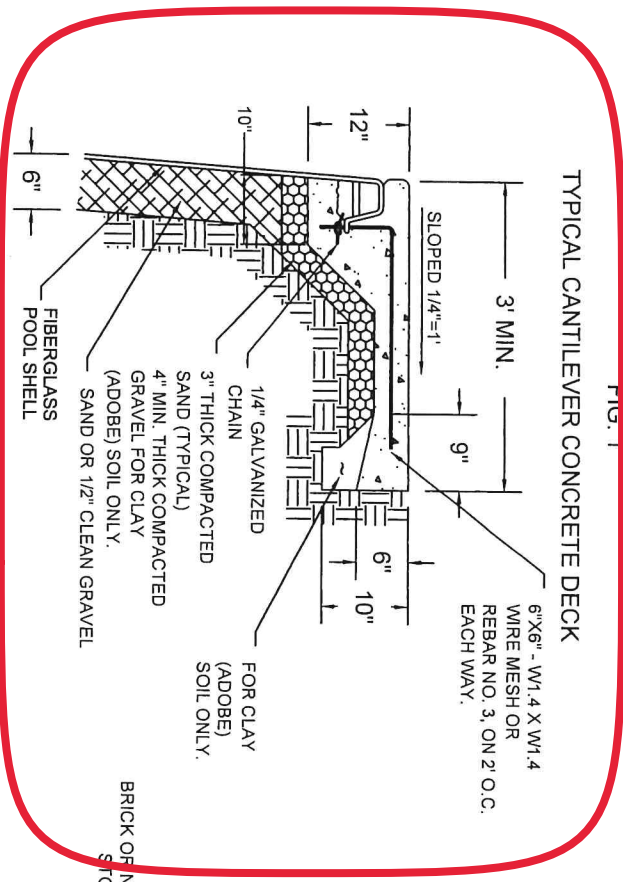


FIG. 1
TYPICAL CANTILEVER CONCRETE DECK

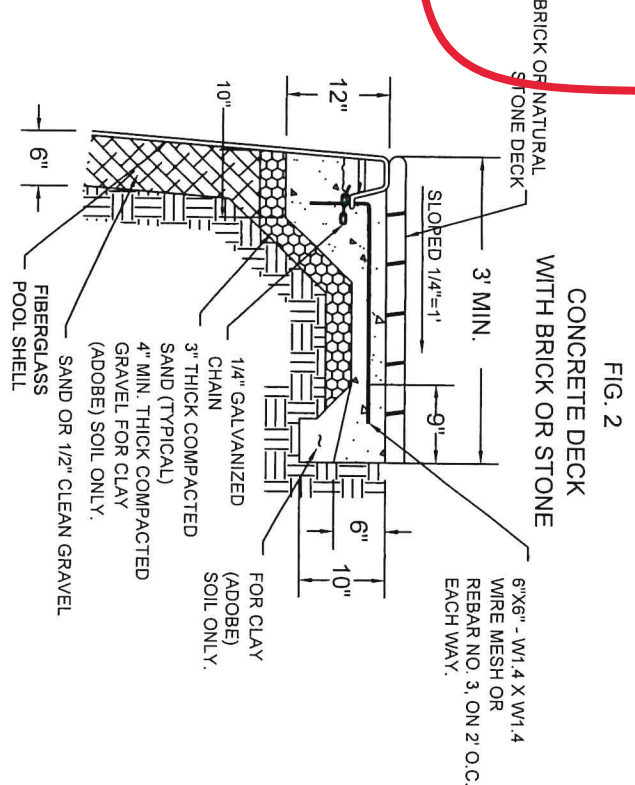


FIG. 2

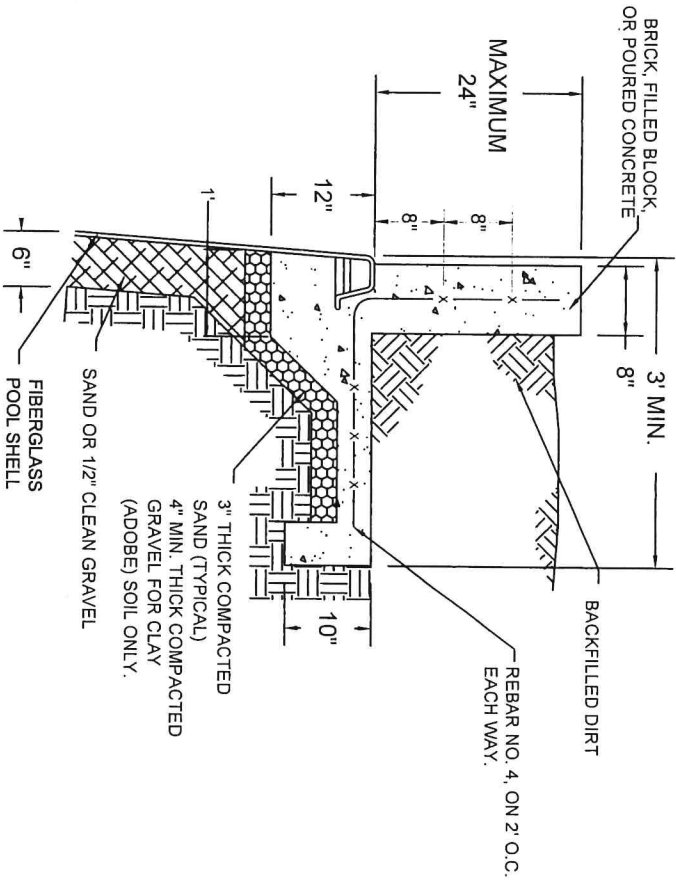


FIG. 3

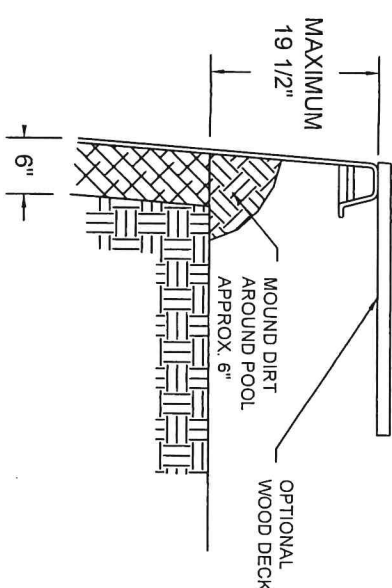


FIG. 4

Length, width and depth may vary up to 3% - all dimensions are to outside edge of coping, measured from parallel lines.

NOTES

Latham Pool Products Inc.
DBA Viking Pools

ICC Evaluation Report Number (ESR-2014)
Latham, NY Phone: (800) 833-3800

Jane Lew, WV Phone: (304) 884-6954 Fax: (304) 884-7198
Midland, TX Phone: (432) 561-9933 Fax: (432) 561-9934
Williams, CA Phone: (530) 473-5319 Fax: (530) 473-5393
Zephyrhills, FL Phone: (813) 783-7439 Fax: (813) 783-7214

Page

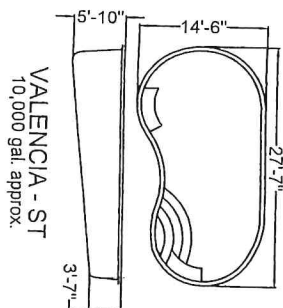
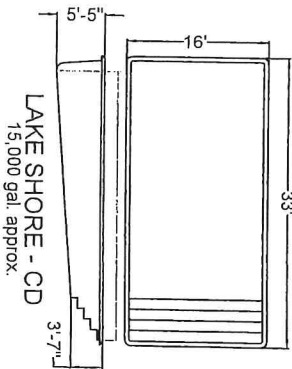
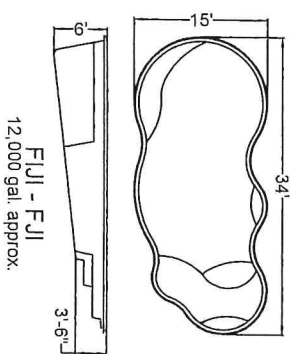
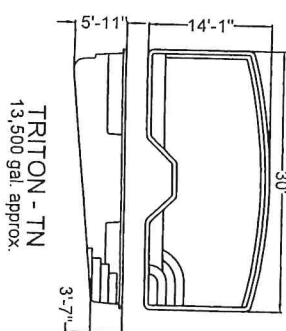
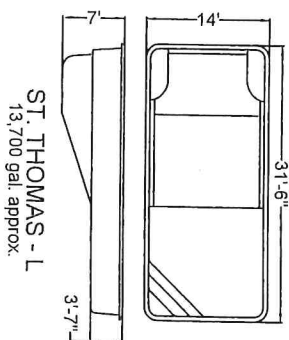
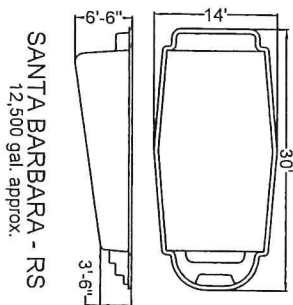
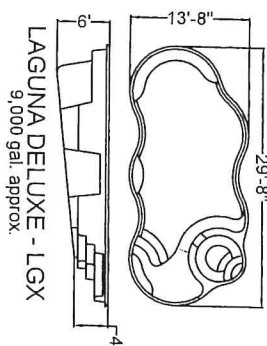
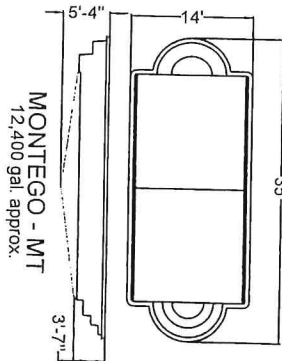
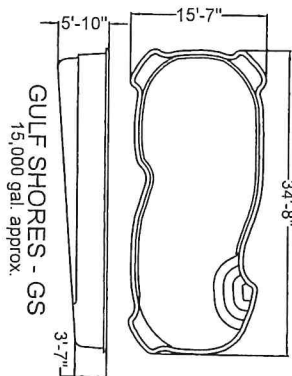
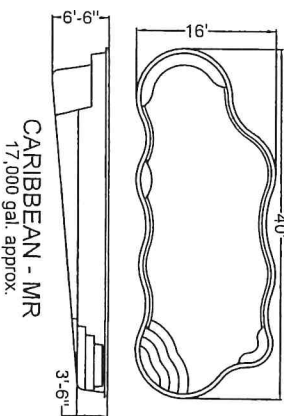
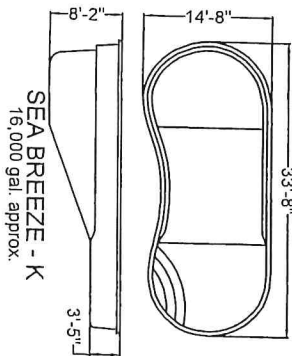
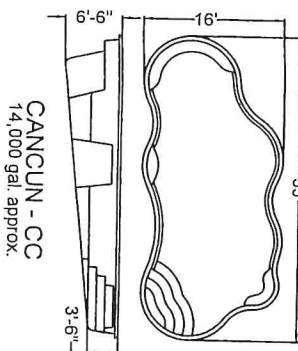
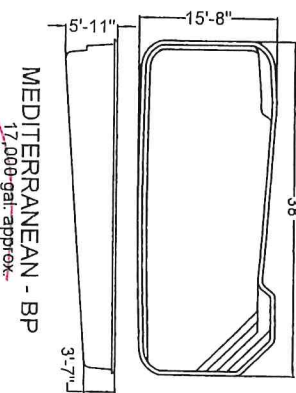
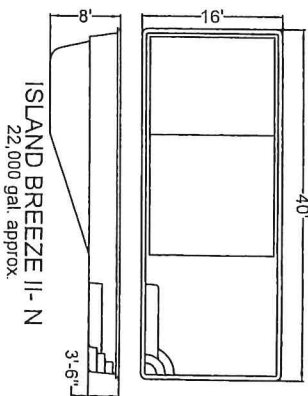
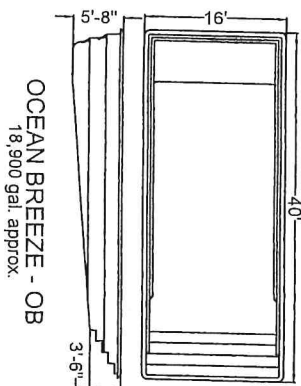
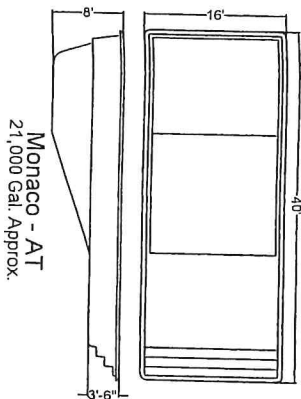
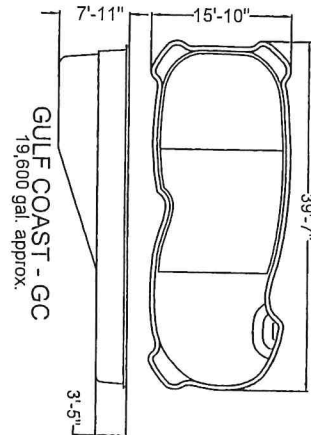
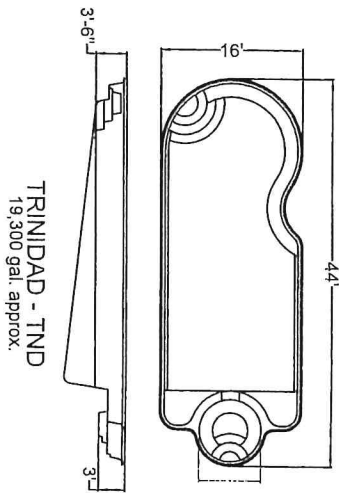
3

of 8

Reviewed by:
Donald R. Poindexter, PE
Florida Lic. No. 64901
4119 Trinity Dr Santa Rosa CA 95405
Phone 707-494-8761

Seal:
DONALD R. POINDEXTER
LICENSE
No. 64901
STATE OF FLORIDA
PROFESSIONAL ENGINEER
SEP 16 2019


Length, width and depth may vary up to 3% - all dimensions are to outside edge of coping, measured from parallel lines.



Reviewed by:

Donald R. Poindexter, PE
Florida Lic. No. 64901
4119 Trinity Dr Santa Rosa CA 95405
Phone 707-494-8761

Seal:



Latham Pool Products Inc. DBA Viking Pools

ICC Evaluation Report Number (ESR-2014)

Latham, NY Phone: (800) 833-3800

Jane Lew, WV Phone: (304) 884-6954 Fax: (304) 884-7198

Midland, TX Phone: (432) 561-9933 Fax: (432) 561-9934

Williams, CA Phone: (530) 473-5319 Fax: (530) 473-5393

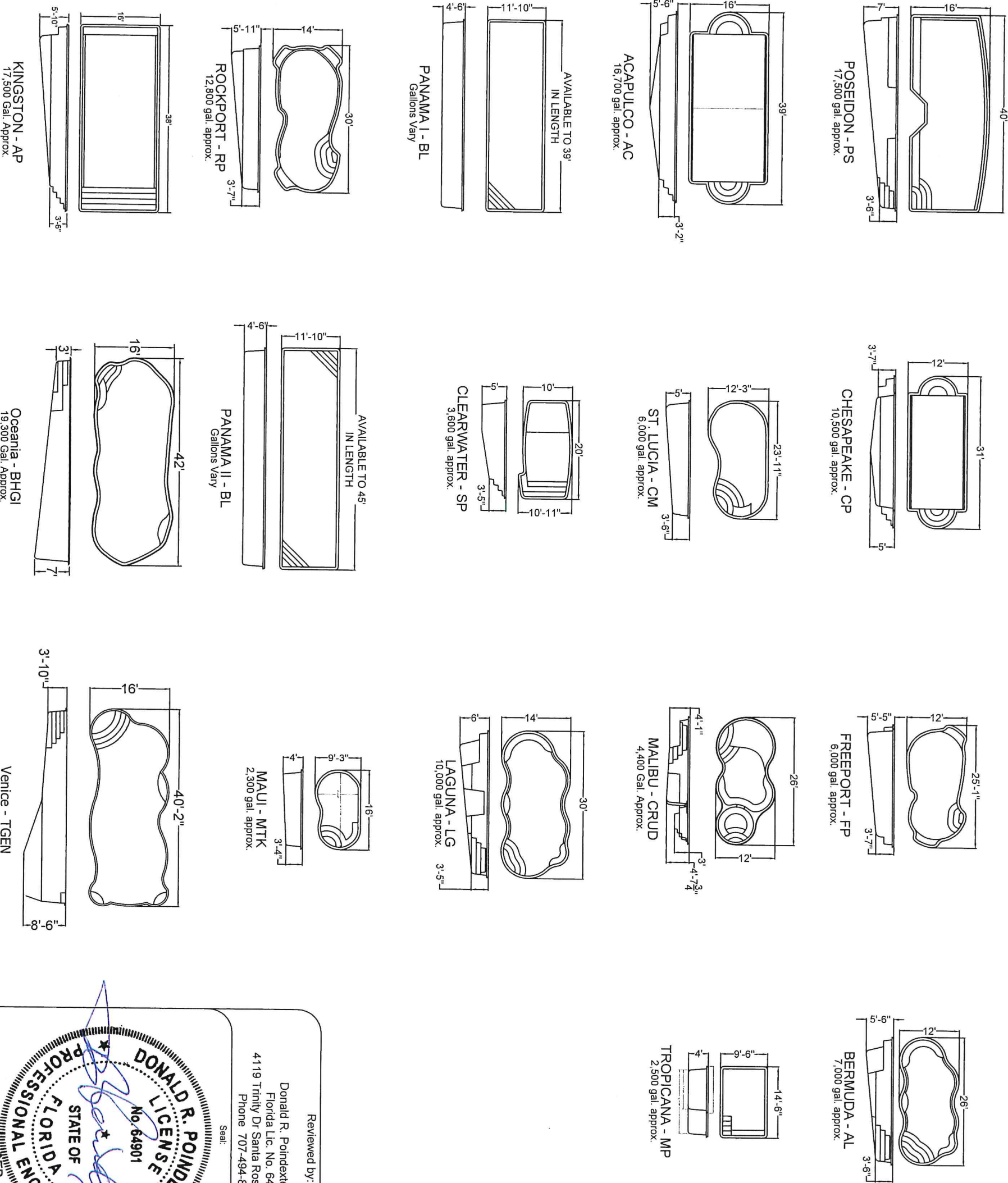
Zephyrhills, FL Phone: (813) 783-7439 Fax: (813) 783-7214

NOTES

Notes section with horizontal lines for recording information.

Models in this frame are not currently on the ICC
ESR-2014 Report.

Length, width and depth may vary up to 3% - all
dimensions are to outside edge of coping, measured
from parallel lines.



Reviewed by:

Donald R. Poindexter, PE
Florida Lic. No. 64901
4119 Trinity Dr Santa Rosa CA 95405
Phone 707-494-8761

Seal:

DONALD R. POINDEXTER
LICENSE
No. 64901
STATE OF FLORIDA
PROFESSIONAL ENGINEER
SEP 16 2019

Latham Pool Products Inc. DBA Viking Pools

ICC Evaluation Report Number (ESR-2014)

Latham, NY Phone: (800) 833-3800

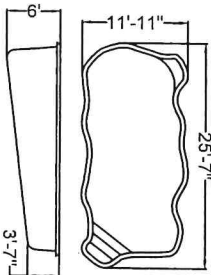
Jane Lew, WV Phone: (304) 884-6954 Fax: (304) 884-7198

Midland, TX Phone: (432) 561-9933 Fax: (432) 561-9934

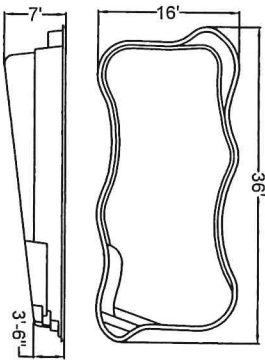
Williams, CA Phone: (530) 473-5319 Fax: (530) 473-5393

Zephyrhills, FL Phone: (813) 783-7439 Fax: (813) 783-7214

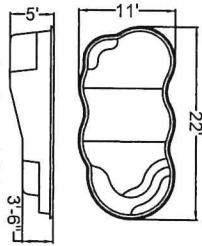
NOTES



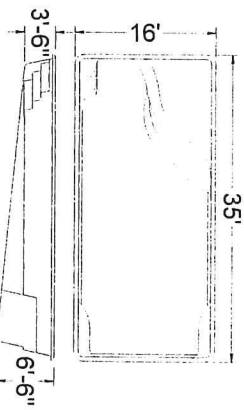
KEY WEST - BFF
9,000 gal. approx.



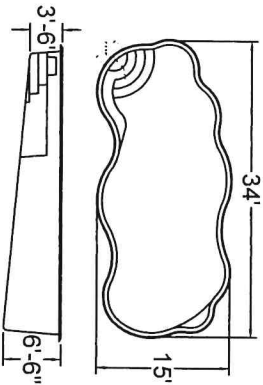
CAMBRIDGE - LN
18,000 gal. approx.



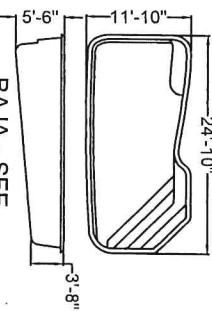
Aruba - ARU
5,200 Gal. Approx.



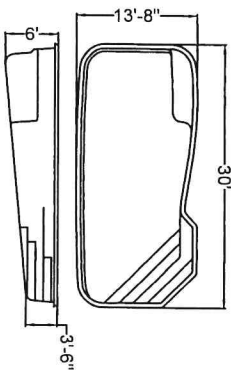
OLYMPIA - FR16
15,250 gal. approx.



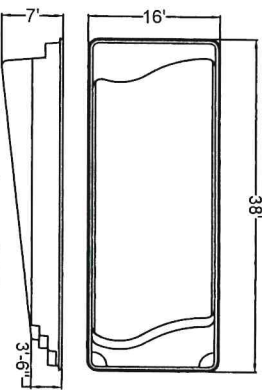
Coronado - BHBI
13,000 Gal. Approx.



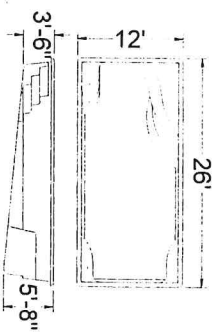
BAJA - SFF
9,000 gal. approx.



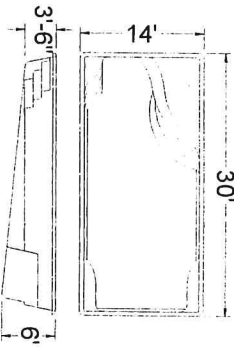
CARMEL - FF
12,000 gal. approx.



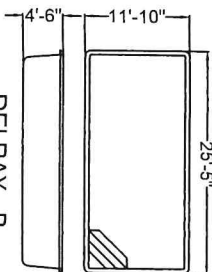
Barcelona - BAR
18,500 gal. approx.



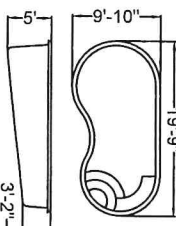
EMPRESS - FR12
7,600 gal. approx.




Majesty - FR14
11,200 gal. approx.



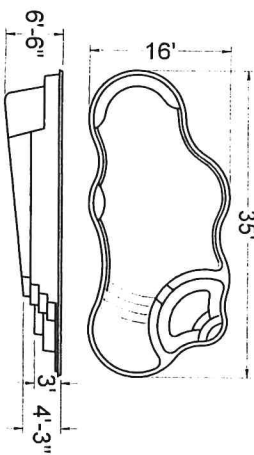
DELRAY - B
8,100 gal. approx.



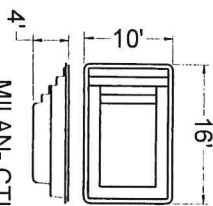
JAMAICA - LD
3,750 gal. approx.



CLAREMONT - V
11,700 Gal. Approx.



CANCUN DELUXE- CCX
11,500 gal. approx.




MILAN- CTL
2,450 gal. approx.

Reviewed by:

Donald R. Poindexter, PE
Florida Lic. No. 64901
4119 Trinity Dr Santa Rosa CA 95405
Phone 707-494-8761

Seal:



Latham Pool Products Inc. DBA Viking Pools

ICC Evaluation Report Number (ESR-2014)

Latham, NY Phone: (800) 833-3800

Jane Lew, WV Phone: (304) 884-6954 Fax: (304) 884-7198

Midland, TX Phone: (432) 561-9933 Fax: (432) 561-9934

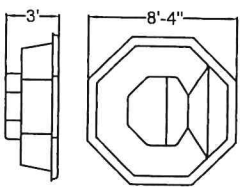
Williams, CA Phone: (530) 473-5319 Fax: (530) 473-5393

Zephyrhills, FL Phone: (813) 783-7439 Fax: (813) 783-7214

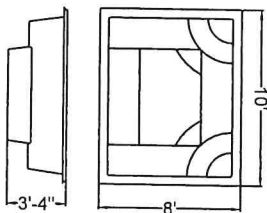
NOTES

Notes section with horizontal lines for recording information.

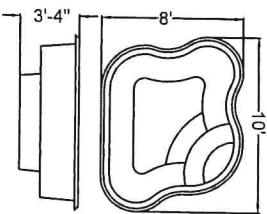
Length, width and depth may vary up to 3% - all dimensions are to outside edge of coping, measured from parallel lines.



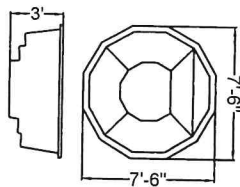
PLACID - BOS
475 Gal. Approx.



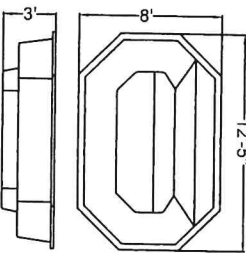
ROYAL - RY
600 Gal. Approx.



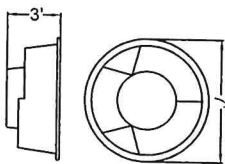
REGAL - RG
600 Gal. Approx.



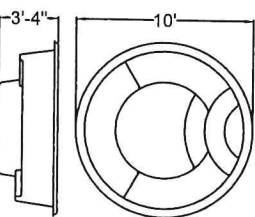
TAHOE - LOS
450 Gal. Approx.



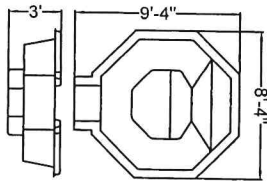
SUPERIOR - CS
700 Gal. Approx.



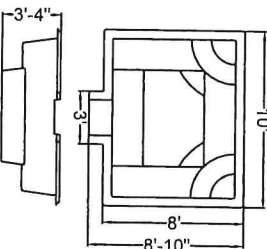
SHASTA - LRS
420 Gal. Approx.



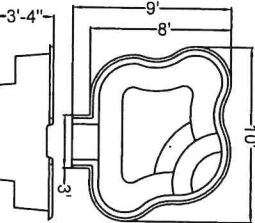
MYSTIC - M
550 Gal. Approx.



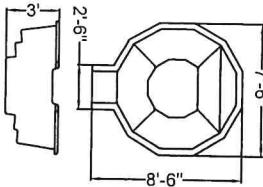
PLACID SPILLWAY - BOSSW
475 Gal. Approx.



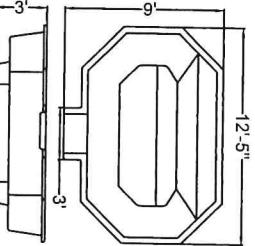
ROYAL SPILLWAY - RSW
600 Gal. Approx.



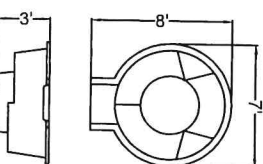
REGAL SPILLWAY - RGSW
600 Gal. Approx.



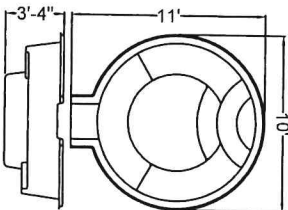
TAHOE SPILLWAY - LOSSW
450 Gal. Approx.



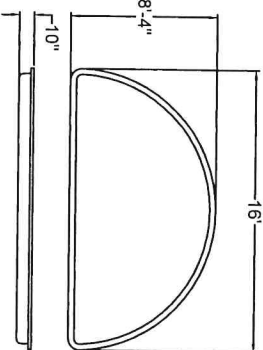
SUPERIOR SPILLWAY - CSSW
700 Gal. Approx.



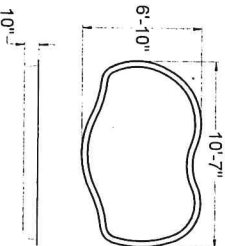
SHASTA SPILLWAY - LRSSW
420 Gal. Approx.



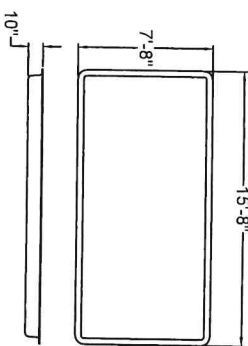
MYSTIC SPILLWAY - MSW
550 Gal. Approx.



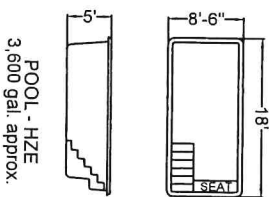
SEMI CIRCLE TANNING LEDGE - TSCT
400 Gal. Approx.



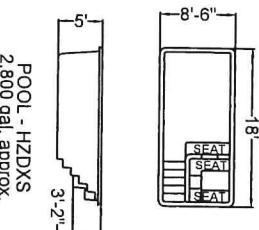
HERMOSA - VFTL
200 Gal. Approx.



RECTANGLE TANNING LEDGE - RTL
400 Gal. Approx.



POOL - HZE
3,600 gal. approx.




POOL - HZDXS
2,800 gal. approx.

Reviewed by:

Donald R. Poindexter, PE
Florida Lic. No. 64901
4119 Trinity Dr Santa Rosa CA 95405
Phone 707-494-8761

Seal:



Latham Pool Products Inc. DBA Viking Pools

ICC Evaluation Report Number (ESR-2014)

Latham, NY Phone: (800) 833-3800

Jane Lew, WV Phone: (304) 884-6954 Fax: (304) 884-7198

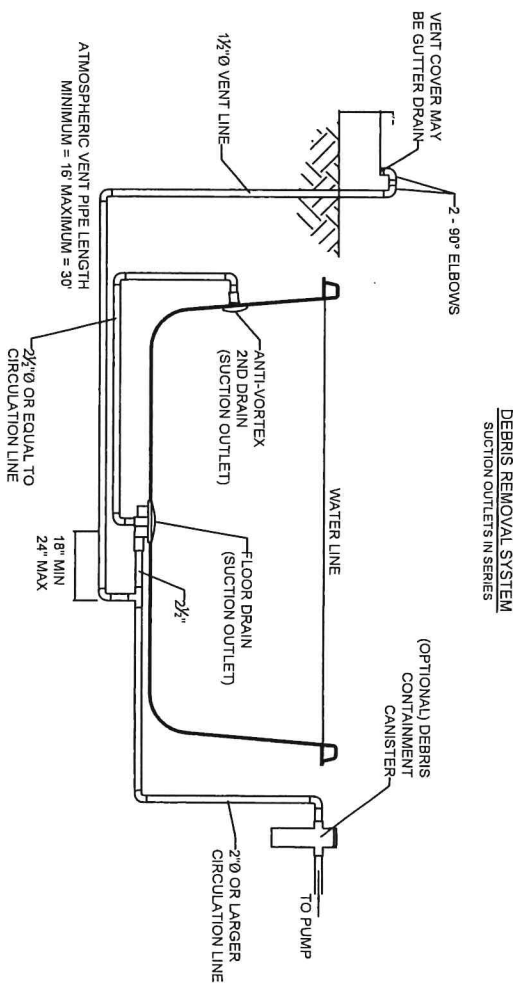
Midland, TX Phone: (432) 561-9933 Fax: (432) 561-9934

Williams, CA Phone: (530) 473-5319 Fax: (530) 473-5393

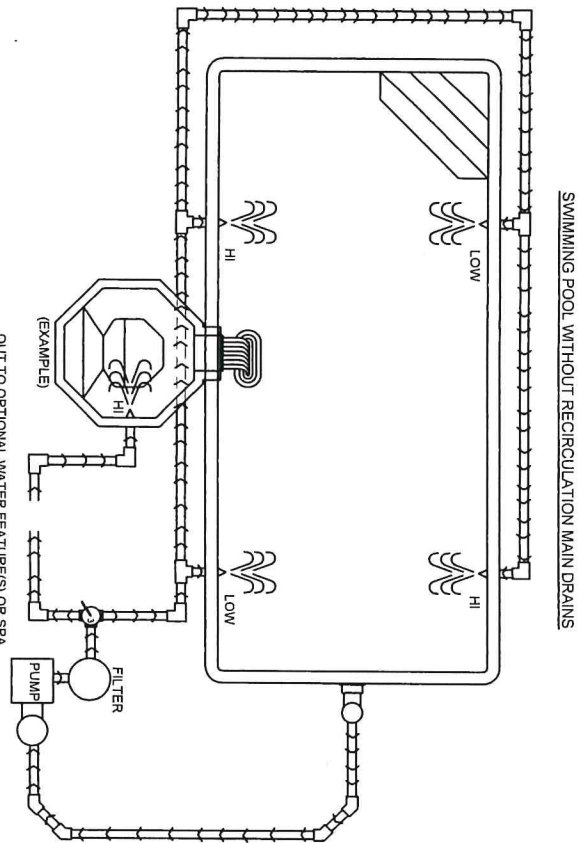
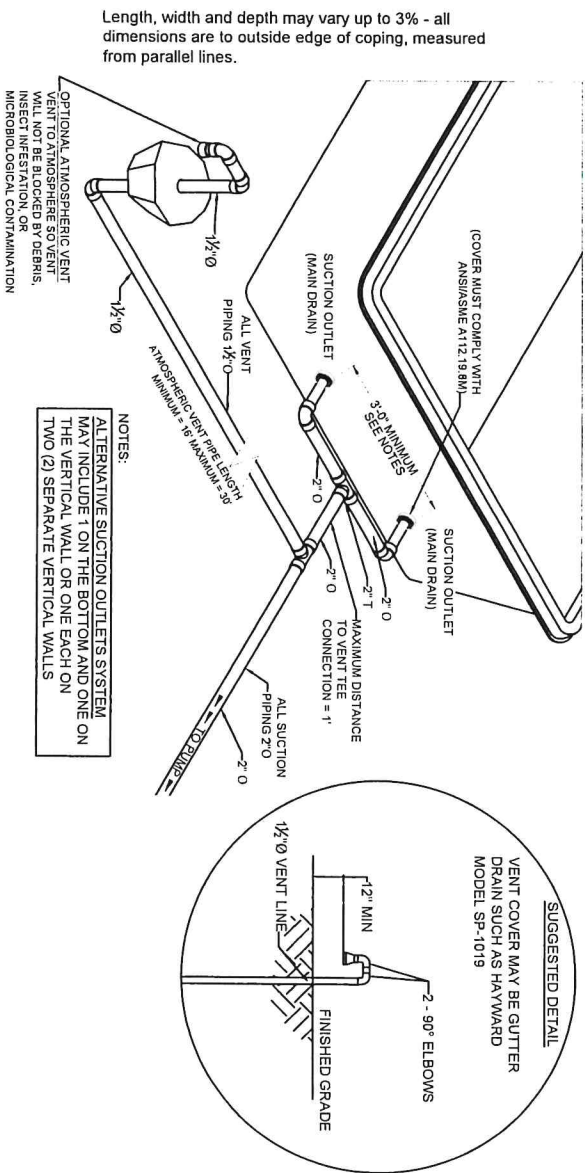
Zephyrhills, FL Phone: (813) 783-7439 Fax: (813) 783-7214

NOTES

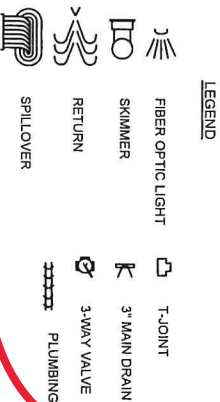
Blank lines for notes.



- GENERAL NOTES**
1. THE DEBRIS REMOVAL SYSTEM IS TO BE INSTALLED IN ACCORDANCE WITH DRAIN MANUFACTURER'S RECOMMENDATIONS.
 2. CONTRACTOR TO INSTALL VACUUM RELIEF BACKUP SYSTEM IN ACCORDANCE WITH SECTION 424.2.6.6 FBC-BUILDING 2007 AND SECTION R4101.6.6 FBC-RESIDENTIAL 2007, INCLUDING 2009 SUPPLEMENT AND 2017 FBC-BUILDING AND RESIDENTIAL.
 3. ALL PIPING TO BE SCHEDULE 40 PVC BEARING NSF APPROVAL UNLESS OTHERWISE NOTED.
 4. THE FLOOR DRAIN MEETS THE REQUIREMENTS OF ANSIA/SME A112.19.8-2007 AND DRAIN COVERS MEET THE REQUIREMENTS OF ANSIA/SME A112.19.8-2007 FOR ANTI-HAIR AND BODY ENTRAPMENT AND ANSIA/SPICC-7 2013 STANDARD.
 5. THIS DRAWING WILL SUPPLEMENT CONTRACTOR'S SPECIFICATION DRAWING ON FILE. FOR METHODS AND MATERIALS OF CONSTRUCTION, REFER TO CONTRACTOR'S ENGINEERED AND SEALED SPECIFICATION DRAWING ON FILE WITH THE BUILDING DEPARTMENT.
 6. ATTACH PLACARD WHICH STATES THAT VENT IS A SWIMMING POOL SAFETY DEVICE AND SHOULD NOT BE TAMPERED WITH.
 7. THE MAXIMUM VACUUM WITH ONE SUMP PLUGGED AND TO RELEASE A BODY ENTRAPMENT ON THE OTHER SUMP WILL NOT EXCEED 4.5 INCHES OF MERCURY IN 3 SECONDS
 8. MAXIMUM SUCTION PIPE VELOCITY SIX (6) FPS OR 59 GPM
 9. AN APPROVED VACUUM RELEASE SYSTEM SUCH AS THE VAC-ALERT SVRS SYSTEM IS AN ALTERNATIVE TO THE OTHER SYSTEMS SHOWN.



- STANDARD NOTES:**
1. USE 2" SCHEDULE 40 PIPE
 2. USE 2 - 90° ELBOWS ON SUCTION SIDE
 3. CHECK VALVES MAY BE NEEDED IF EQUIPMENT IS MORE THAN 18" ABOVE WATER LINE
 4. KEEP VALVES WITHIN 5' OF THE PUMP AND/OR FILTER



NOTES

Latham Pool Products Inc. DBA Viking Pools

ICC Evaluation Report Number (ESR-2014)

Latham, NY Phone: (800) 833-3800

Jane Lew, WV Phone: (304) 884-6954 Fax: (304) 884-7198

Midland, TX Phone: (432) 561-9933 Fax: (432) 561-9934


Williams, CA Phone: (530) 473-5319 Fax: (530) 473-5393

Zephyrhills, FL Phone: (813) 783-7439 Fax: (813) 783-7214

Reviewed by:

Donald R. Poindexter, PE
Florida Lic. No. 64901
4119 Trinity Dr Santa Rosa CA 95405
Phone 707-494-8761

Seal:



Page

8

of 8