

STANDARD HEADER SCHEDULE

0'-0" UP TO 6'-0" OPENINGS

DOUBLE 2x8 No.#2 SOUTHERN PINE WITH 1/2" OSB SOLID CONTINUOUS SPACER GLUED AND NAILED WITH 10d x 0.128" x 3" NAILS IN 2 ROWS @ 12" O.C. STAGGERED EACH SIDE WITH 1 - SIMPSON MSTA18 TOP AND 1 - SIMPSON 8F44R BOTTOM EACH SIDE OF OPENING WITH 1 - HEADER STUD AND 1 FULL HEIGHT STUD EACH SIDE OF OPENING

6'-0" UP TO 9'-0" OPENINGS

DOUBLE 2x12 No.#2 SOUTHERN PINE WITH 1/2" OSB SOLID CONTINUOUS SPACER GLUED AND NAILED WITH 10d x 0.128" x 3" NAILS IN 2 ROWS @ 12" O.C. STAGGERED EACH SIDE WITH 1 - SIMPSON MSTA18 TOP AND 2 - SIMPSON 8F44R BOTTOM EACH SIDE OF OPENING WITH 1 - HEADER STUD AND 2 FULL HEIGHT STUDS EACH SIDE OF OPENING

9'-0" UP TO 16'-0" OPENINGS

DOUBLE 2x12 No.#2 SOUTHERN PINE WITH 1/2" OSB SOLID CONTINUOUS SPACER GLUED AND NAILED WITH 10d x 0.128" x 3" NAILS IN 2 ROWS @ 12" O.C. STAGGERED EACH SIDE WITH 3 - SIMPSON MSTA18 EACH SIDE OF OPENING WITH 2 - HEADER STUDS AND 3 FULL HEIGHT STUDS EACH SIDE OF OPENING

16'-0" GARAGE DOOR OPENINGS

2 PLY 1 1/8" x 11 1/8" 2.0E MICROLAMM LVL HEADER GLUED AND NAILED WITH 10d x 0.128" x 3" NAILS IN 2 ROWS @ 12" O.C. STAGGERED EACH SIDE WITH 3 - SIMPSON MSTA18 EACH SIDE OF OPENING WITH 2 - HEADER STUDS AND 3 FULL HEIGHT STUDS EACH SIDE OF OPENING

NOTE:

THE DESIGN WIND SPEED FOR THIS PROJECT IS 130 MPH PER FBC 1609 AND LOCAL JURISDICTION REQUIREMENTS

NOTE:

ANCHOR GIRDER TRUSSES TO HEADER WITH 2 "SIMPSON" LGT12, 3 OR 4). ANCHOR HEADER TO KING STUDS W/ 2 "SIMPSON" ST22 EA. END - TYP., T.O.

ROOFING METALS for FLASHING/ROOFING MINIMUM THICKNESS REQUIREMENTS

MATERIAL	MINIMUM THICKNESS (in)	GAGE	WEIGHT (OZ.)
COPPER			16
ALUMINUM	0.024		
STAINLESS STEEL		28	
GALVANIZED STEEL	0.0119	26 (ZINC COATED G90)	
ZINC ALLOY LEAD PAINTED TERNE	0.021		40 20

Roofing/Flashing DETS.

SCALE: NONE

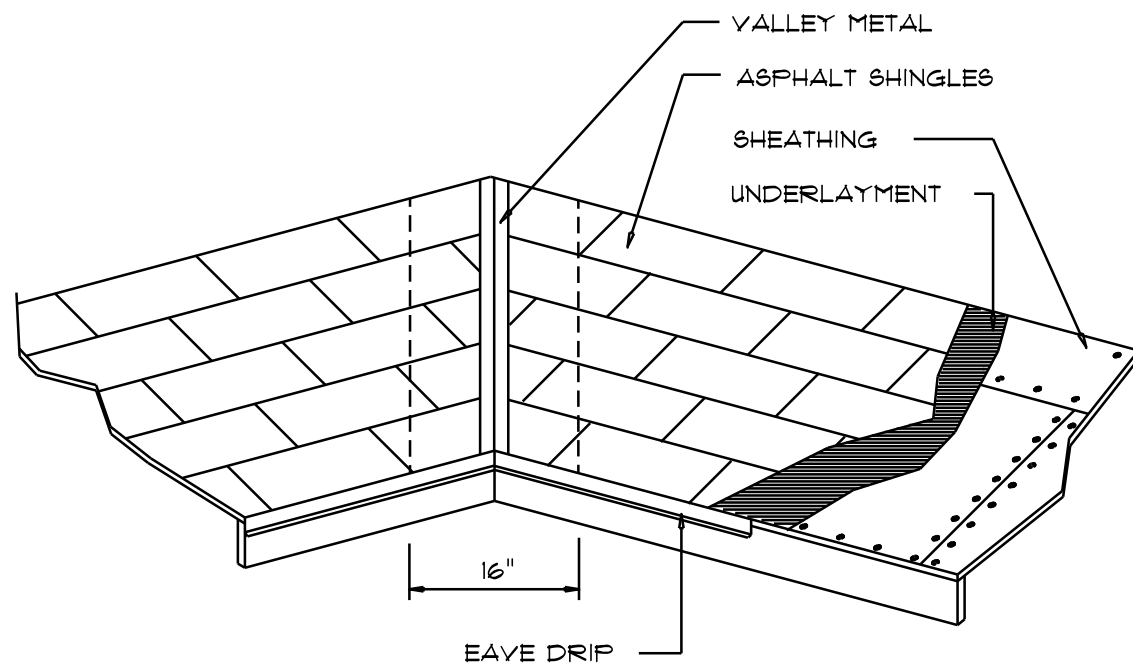
A

GENERAL TRUSS NOTES:

- TRUSSES SHALL BE DESIGNED BY A LICENSED ENGINEER, AND IN ACCORDANCE WITH THE REQUIREMENTS OF THE "NATIONAL FOREST PRODUCTS ASSOCIATION" MANUAL FOR "STRESS RATED LUMBER AND ITS CONNECTIONS", LATEST Ed., ALONG W/ THE "TRUSS PLATE INSTITUTE" SUGGESTED GUIDELINES FOR TEMPORARY AND PERMANENT BRACING, AND HANDLING OF TRUSSES. TRUSS SHOP DRAWINGS SHALL INCLUDE TRUSS DESIGN, PLACEMENT PLANS, DETS, & TRUSS TO TRUSS CONNECTIONS.
- TRUSS SHOP DRAWINGS SHALL BE SIGNED & SEALED BY THE DESIGNING ENGINEER.
- FOLLOWING DEVELOPMENT OF TRUSS SHOP DRAWINGS, ADJUSTMENTS TO THE ANCHOR REQUIREMENTS MAY BE REQUIRED DEPENDING ON THE ENGINEERED GRAVITY, AND WIND UPLIFT REQUIREMENTS OF TRUSSES OR GIRDERS. THE CONTRACTOR SHALL MAKE AVAILABLE A COMPLETE SET OF TRUSS SHOP DRAWINGS TO THE ARCHITECT FOR THE PURPOSE OF REVIEW OF LOADS IMPOSED ON THE BALANCE OF THE STRUCTURE. ANY SUCH REQUIRED CHANGE SHALL BE INCORPORATED INTO THE CONSTRUCTION OF THIS STRUCTURE.

WOOD STRUCTURAL NOTES

- TEMPORARY BRACING OF THE STRUCTURE DURING ERECTION, REQUIRED FOR SAFE AND STABLE CONSTRUCTION, SHALL BE THE SOLE RESPONSIBILITY OF THE CONTRACTOR SO ENGAGED. TEMPORARY & PERMANENT BRACING OF ROOF TRUSSES SHALL BE AS PER THE STANDARD GUIDELINES OF THE "TRUSS PLATE INSTITUTE".
- ALL TRUSSES SHALL BE DESIGNED BY A LICENSED PROFESSIONAL ENGINEER & SHALL BE SIGNED AND SEALED BY SAME. TRUSS DESIGN SHALL INCLUDE PLACEMENT PLANS, TRUSS DETAILS, TRUSS TO TRUSS CONNECTIONS & THE STANDARD SPECIFICATIONS & RECOMMENDATIONS OF INSTALLATION OF THE "TRUSS PLATE INSTITUTE".
- WOOD STUDS IN EXTERIOR WALLS & INTERIOR BEARING WALLS SHALL BE NOT LESS THAN No.2 HEM-FIR OR BETTER.
- CONNECTORS FOR WOOD FRAMING SHALL BE GALVANIZED METAL OR BLACK METAL AS MANUFACTURED OR AS CALLED FOR IN THE PLANS AND BE OF A DESIGN SUITABLE FOR THE LOADS AND USE INTENDED. REFER TO THE JOINT REINFORCEMENT SCHEDULE FOR PRINCIPLE CONNECTIONS.



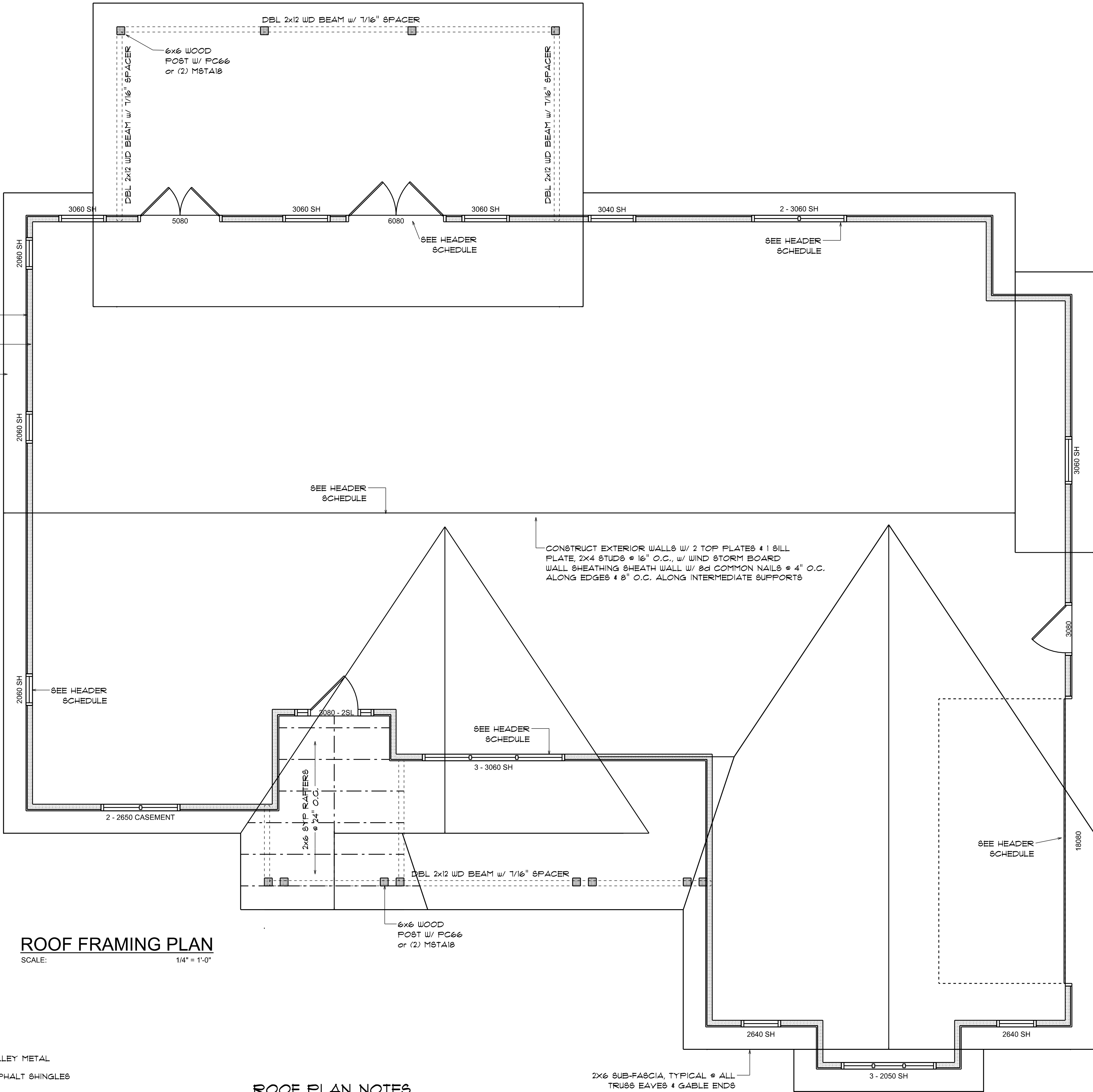
VALLEY FLASHING

ROOF FRAMING PLAN

SCALE: 1/4" = 1'-0"

ROOF PLAN NOTES

- R-1 SEE ELEVATIONS FOR ROOF PITCH
R-2 ALL OVERHANG 18" (12" on gables) UNLESS OTHERWISE NOTED
R-3 PROVIDE ATTIC VENTILATION IN ACCORDANCE WITH SCHEDULE ON SD.3
R-4 SEE EXTERIOR ELEVATIONS AND FLOOR PLANS TO VERIFY PLATE AND HEEL HEIGHTS
R-5 MOVE ALL VENTS AND OTHER ROOF PENETRATIONS TO REAR



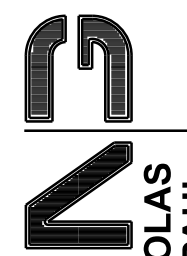
REVISIONS

Dec. 12th, 2023

CUSTOM HOME FOR:

NOWREY RESIDENCE

COLUMBIA COUNTY, FLORIDA



**NICHOLAS PAUL
GEISLER
ARCHITECT**
N.C.A.R.B. Certified
1759 NW Brown Rd.
Lake City, FL 32095

SHEET NUMBER

S.2

OF 4 SHEETS

AR0007005